

Experts of financial derivatives pricing

—7

[2017] 1

F3070864

Z0015179

liuvenbo@jinxinqh.com

F3078457

yangpu@jinxinqh.com



	7	19.3%	20%	32.2%	35.3%
	38.6%	28.1%	33.6%	36.7%	34.9%
	36.0%				
1	2021 1-7				
	7	5			
2	7	0.29%		0.08%	
		7	PMI		
	PMI				OECD
	6	1.90	2		
3					
		11	0		6
5		1-7	1.8		35.2%
2019	29.2%				
4	7				13
2		6	2		
5		6	27		
17.98%	5.00%		9.62	4.01	6
			9.80%	6.29	5
		21.37%	17.08	7	27
	6				

2021	8	7		2021	1-7		1
	7		19.3%	20%		32.2%	35.3%
38.6%			28.1%	33.6%		36.7%	34.9%
36.0%	2			8.1%		9.6%	20.2%
16.1%			21.9%	24.2%	3	7	565.8
			520				
1			2021	1-7			
			7				
			7	6		2021	1-7
						28.9%	23.4%
24.6%			1-6	-5.7	-3.3	-1.9	12.6%
						-3.2	
					7		3.3
			35.1%	2019			28.4%
					1-7		13.21
			27.6%		61.9%		1.5
7.13			27.7%	6.08			27.4%
4.58			13.7%	21.5%	2		
							1-7
			10.23		31%		47.9%
							2.4
						7.76	16.7%
			36.4%		3.27		24.4%
15.3%							

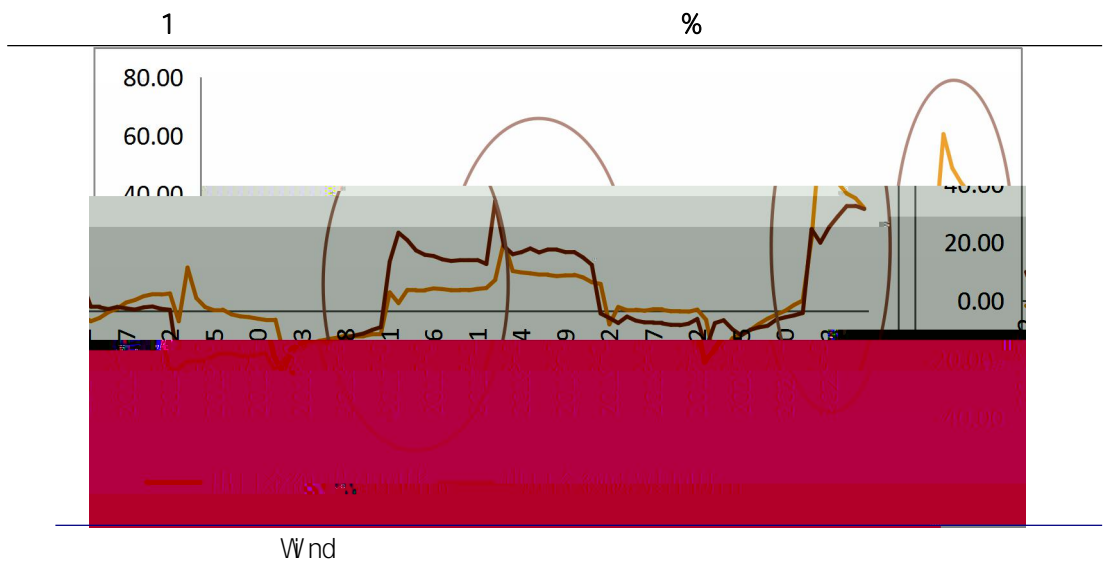


					1-7			
6.88		25.5%			59%			
				14.2%	15.6%	102.5%		
	11.8%	17.9%						
2.7				0.29%			0.08%	
				7		PMI		
PMI						PMI		
		OECD		6			1.90	
2								
3								
						6.20	29.1	
	71.2							
		Ci tymapper	36			8.7	36	
		51.9%	8.1		2.0		8.1	7
25			0.2					
	4	7		19.3%		20%	32.2%	
	35.3%	38.6%	7					
	7							
				1-7	1.8		35.2%	2019

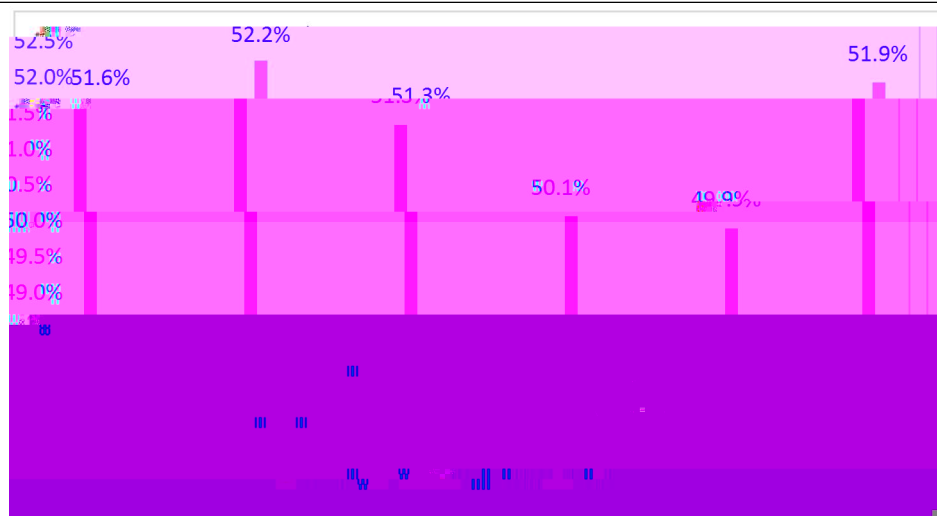
)

5	28.1%	33.6%	36.7%
34.9%			

5	27	21.37%	17.08
7		6	
7		IMF	GDP
	6.4%		8.44%
			4
			GDP
	2020		2021



2 36

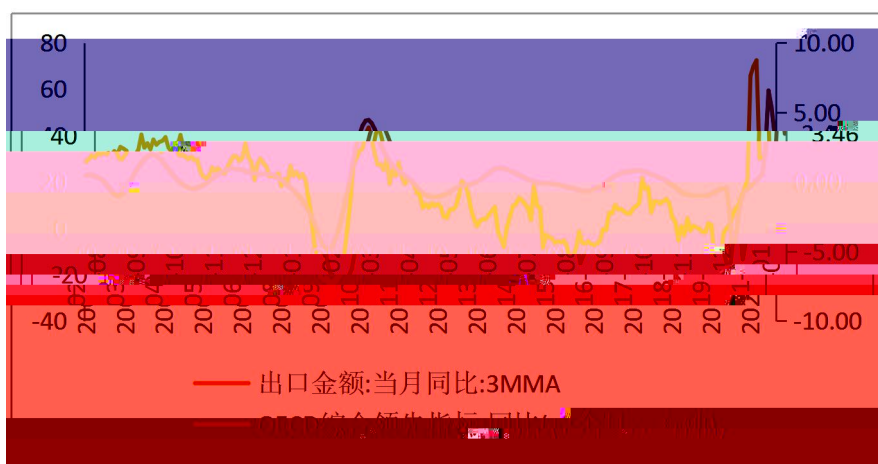


Ci tyrapper

3

OECD

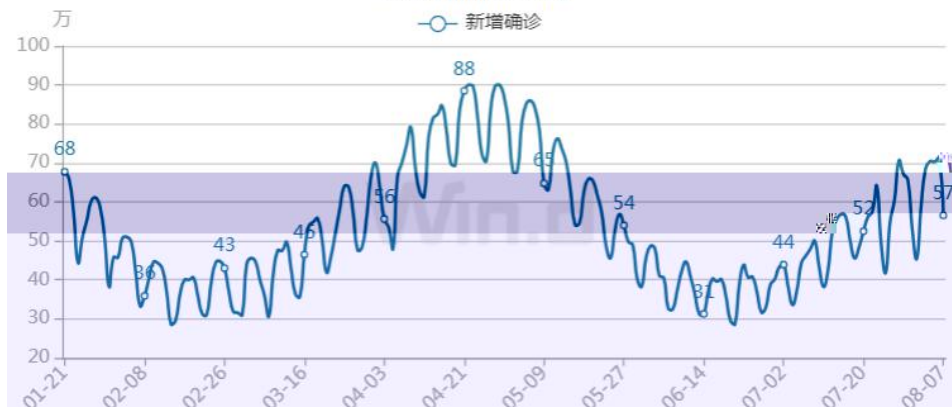
%



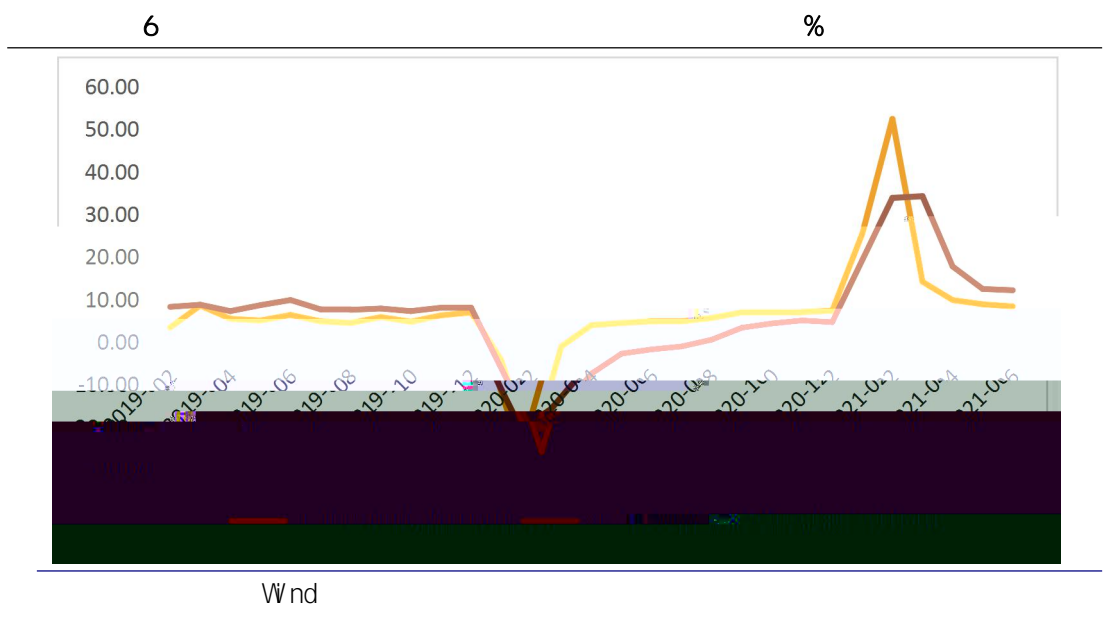
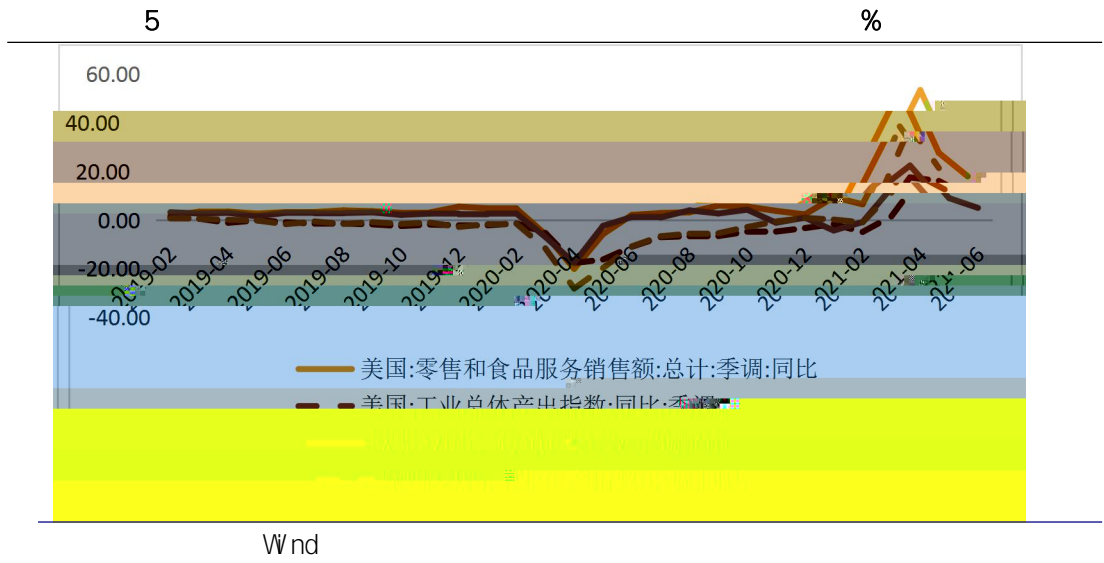
W nd

4

国外疫情新增趋势图



W nd





“ ”