

Experts of financial derivatives pricing

—9

[2017]1

F3070864

Z0015179

liuwenbo@jinxinqh.com

F3078457

yangpu@jinxinqh.com

	9	28.1%	21.1%	25.6%	
33.0%	33.7%	17.6%	15.4%	33.1%	
32.6%	34.8%				
1	2021 1-9				
	9				
	9	8			
2 9	PMI		PMI		
	PMI			OECD	8
	0.17	4			
3	9	28.1%	21.1%	25.6%	
33.0%	33.7%	9			9
4	PPI				
8		5.13%	6.76		
4	9 PPI			10	
	9				
	CRB		40%		130%



请务必仔细阅读正文之后的声明

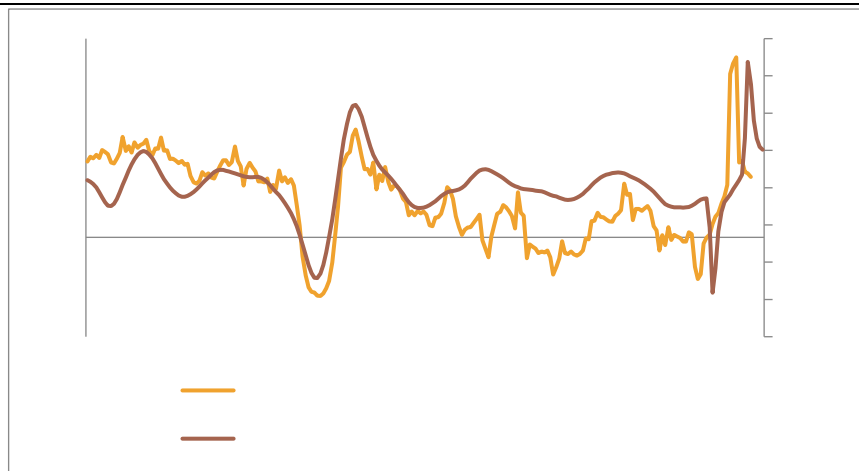
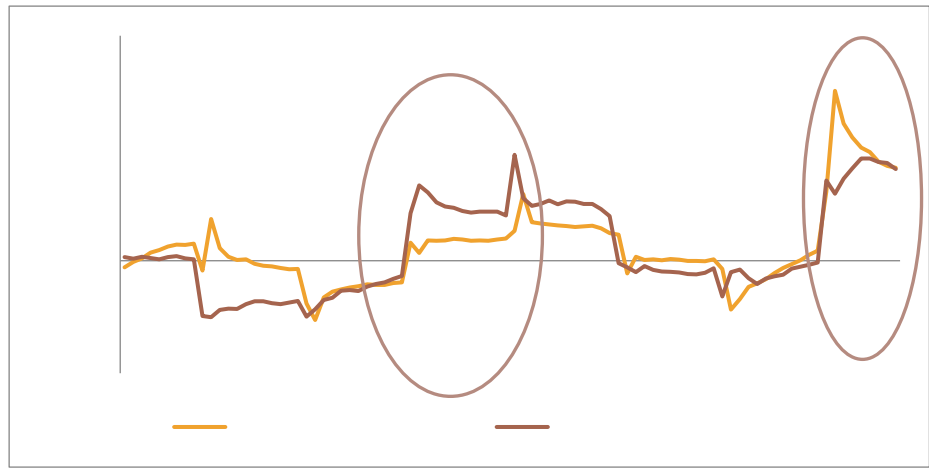
2021	10	13	2021	1-9	1
	9	28.1%	21.1%	25.6%	33.0%
	33.7%	17.6%	15.4%	33.1%	32.6%
	34.8%	2	19.9%	13.3%	15.7%
	10.1%				

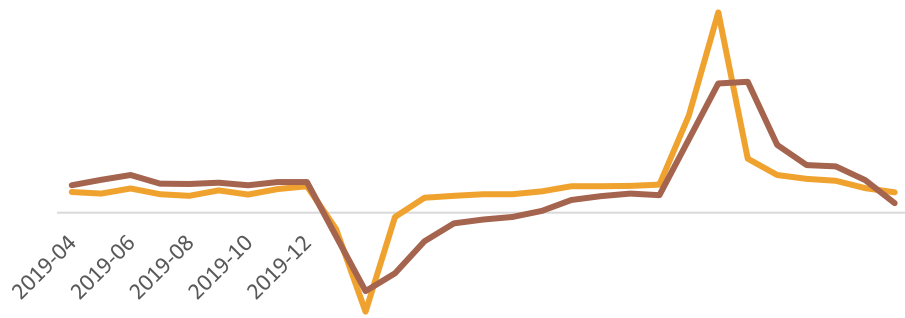
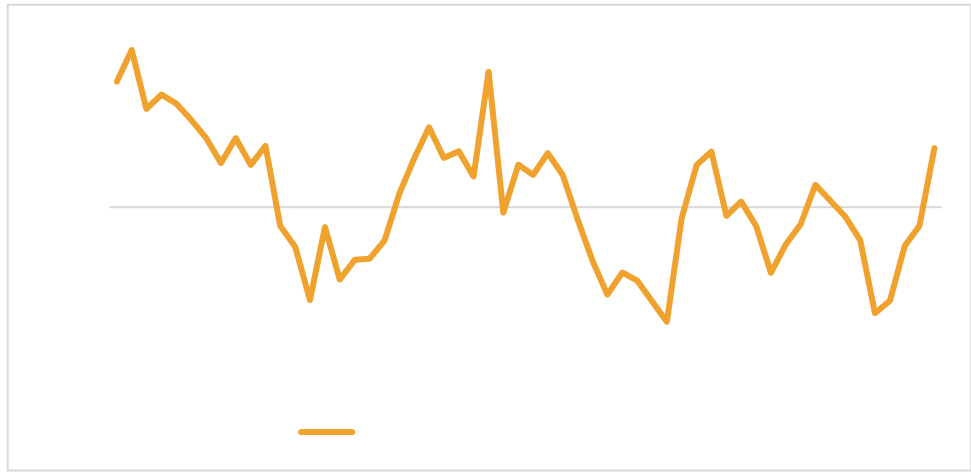
		44.4			
	4	9	28.1%	21.1%	25.6%
	33.0%	33.7%	9		
		9			
			9		15.04
	30.56%				
	PPI				8
			5.13%	6.76	4
	9	PPI			
	9				
			11	6	
	8	9	()		
			8.0		
					4.5
	5		17.6%	15.4%	33.1%
	32.6%	34.8%			9



1-9					32.6%
2.2					
			13	1	
8	3				
4.37					

8
 IMF
 GDP
 6%
 4
 GDP
 2020
 2021







“ ”

- -