

Experts of financial  
derivatives pricing

[2017] 1

F3073320

Z0015370

yaoxinghang@inxinqh.com

F3095144

zhengtian@inxinqh.com

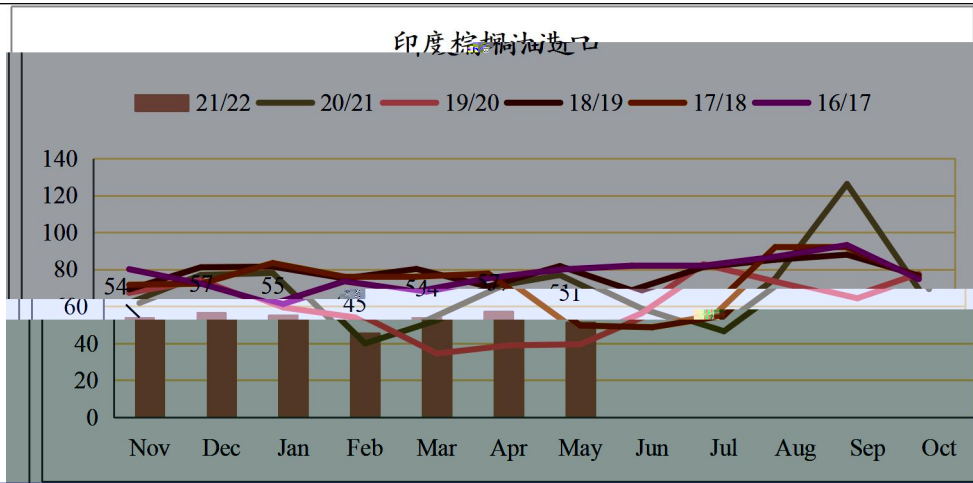
• n 6 5A•D •

请务必仔细阅读正文之后的声明

1

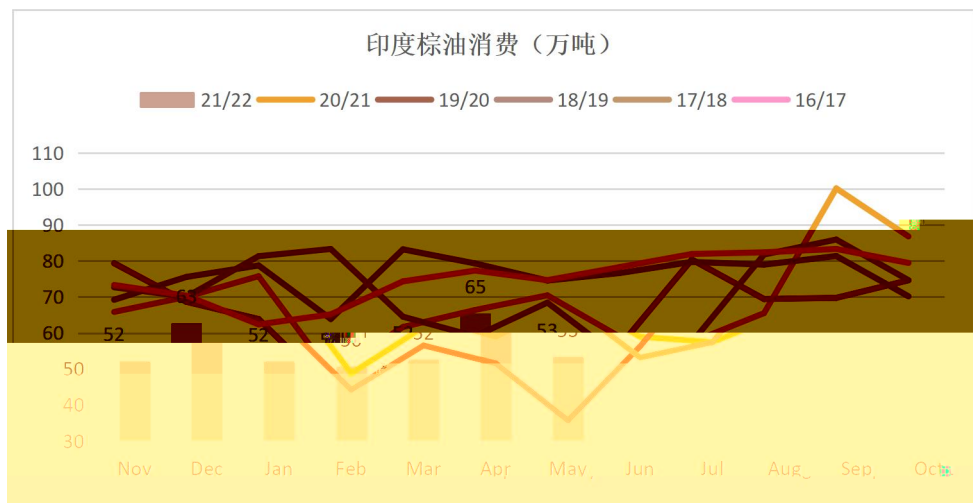
				P2209	10736 /		6.74%
			13.3%				
						(levy)	375
/		200	/		6 14	7 31	
8 1	31		240				
	5		40.9		41.5	0.6	
	1%				10.1		3
		4.9		33%			5
						12	
					5		
200							
					6	6	

1



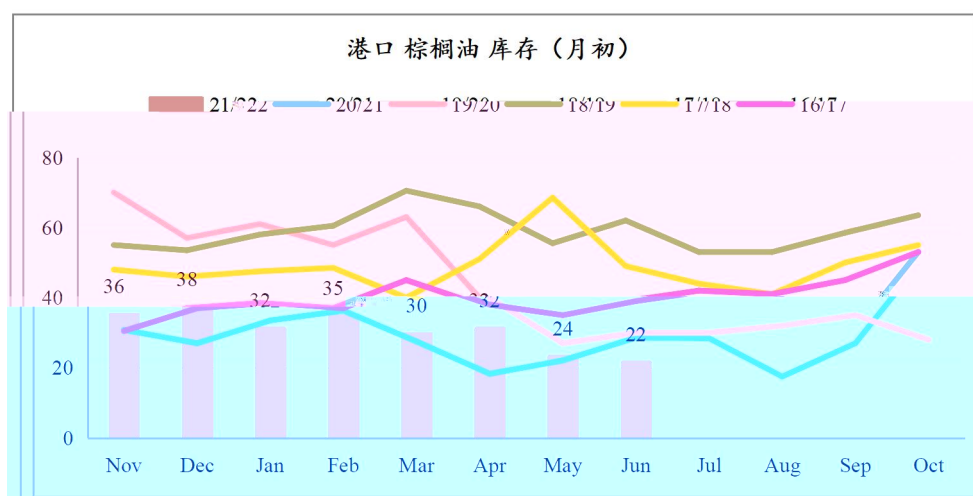
SEA

2



SEA


3



SEA

6 10 22.66 0.66  
 8-9  
 09+4100 09+4000 09+3980 09+4000  
 09+4000

4



2

6

75bp

3% 3.5%

50bp

75bp

2

8-9

5

90% 5

97%

8870

USDA3

9100

230

6

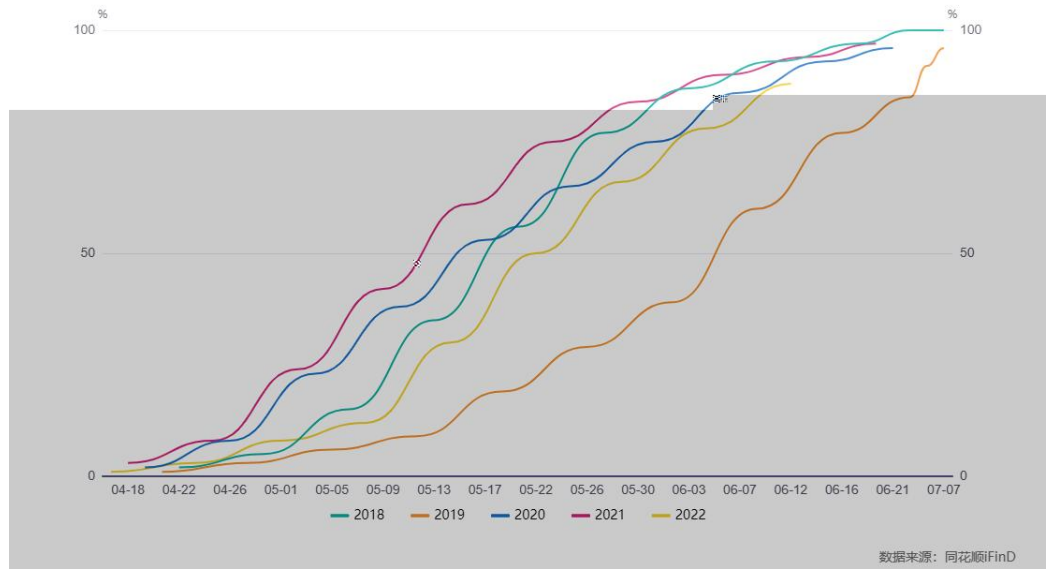
5

State	Week ending			2017-2021 Average
	June 12, 2021	June 5, 2022	June 12, 2022	
	(percent)	(percent)	(percent)	(percent)
Arkansas .....	87	86	91	86
Illinois .....	95	88	94	87
Indiana .....	95	84	92	85
Iowa .....	99	94	97	94
Kansas .....	80	64	68	79
Kentucky .....	81	73	80	75
Louisiana .....	91	100	100	96
Michigan .....	99	84	90	82
Minnesota .....	100	72	88	96
Mississippi .....	95	65	98	94
Missouri .....	82	61	71	76
Nebraska .....	100	96	99	96
North Carolina .....	76	78	81	72
North Dakota .....	97	41	75	94
Ohio .....	94	71	80	81
South Dakota .....	97	77	93	89
Tennessee .....	75	73	81	77
Wisconsin .....	99	86	93	89
18 States .....	93	78	88	88

USDA

6

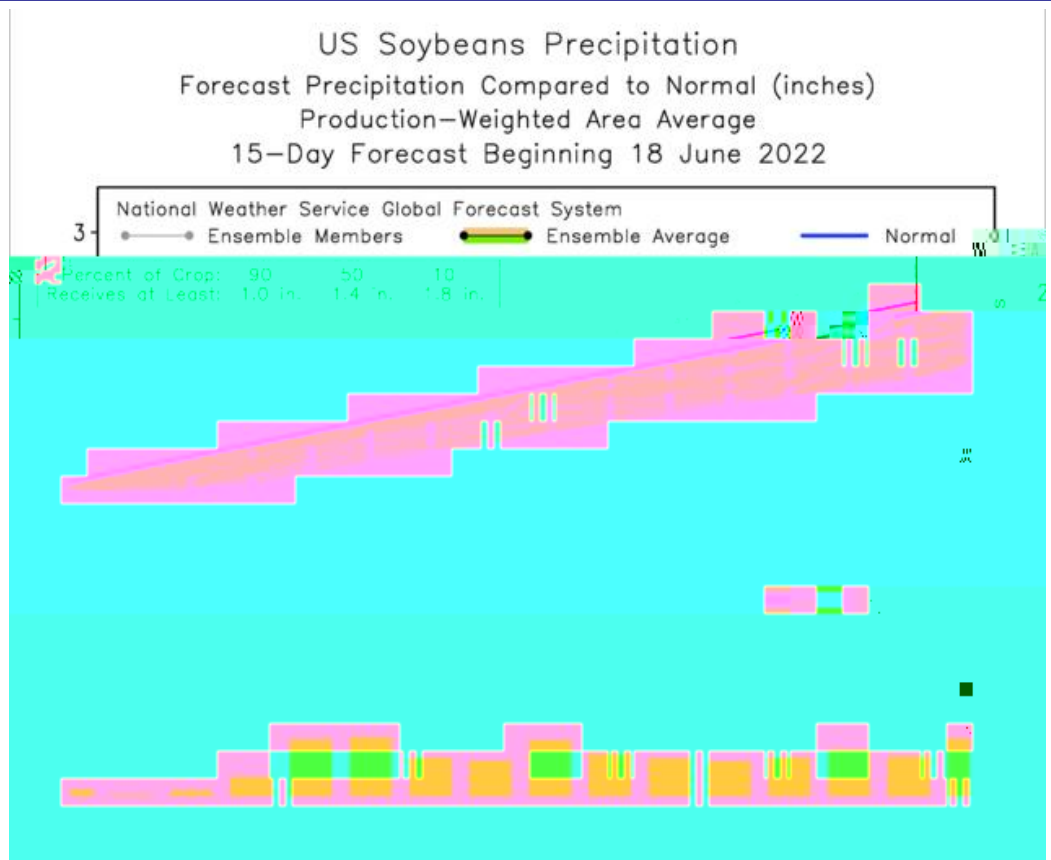
大豆:种植进度



USDA ifind

7

15



World Ag Weather

6 10

92.31

0.98

09+700

09+760

09+740

09+760

09+880

09+860

6-7

750-780

8



1

9

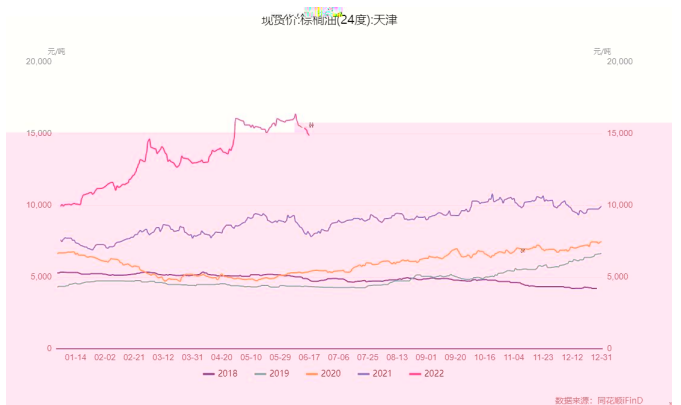
24

/

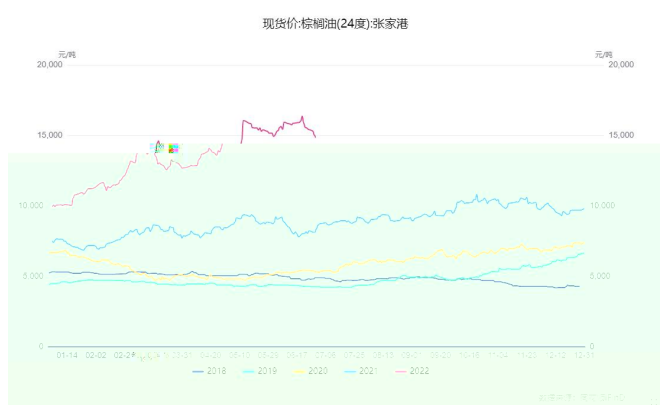
10

24

/

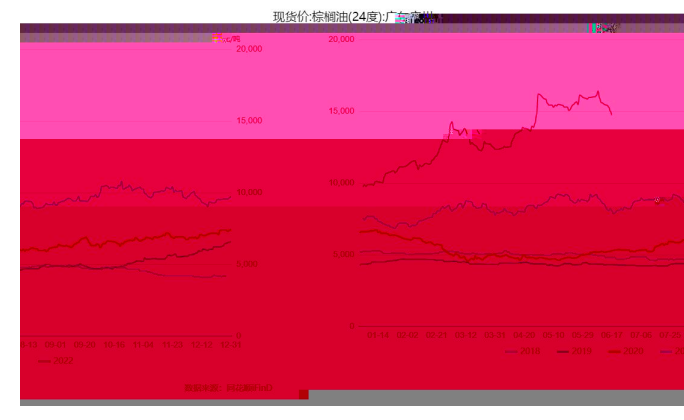


i f i n d



i f i n d

11 24 /



i f i n d

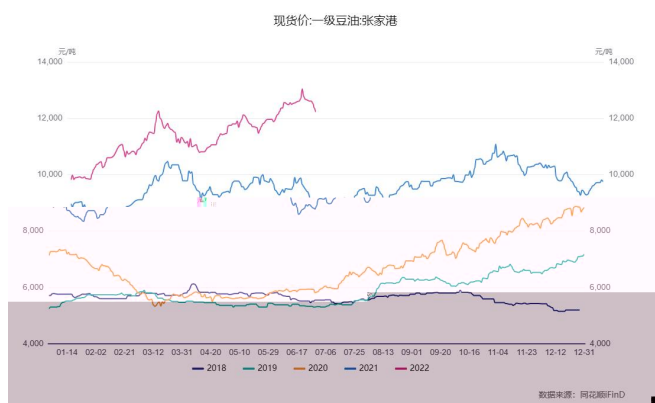
2

12 /



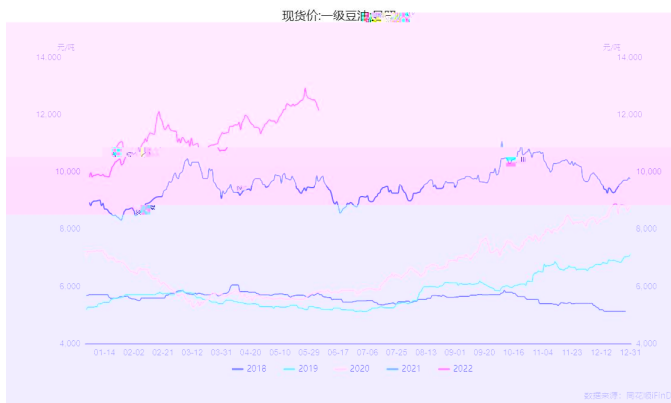
i f i n d

13 /



i f i n d

14 /



i f i n d

15 /



i f i n d



1000

" "

" "

16

400-0988-278

<https://www.jinxinqh.com/>