金信期货
GOLDTRUST FUTURES

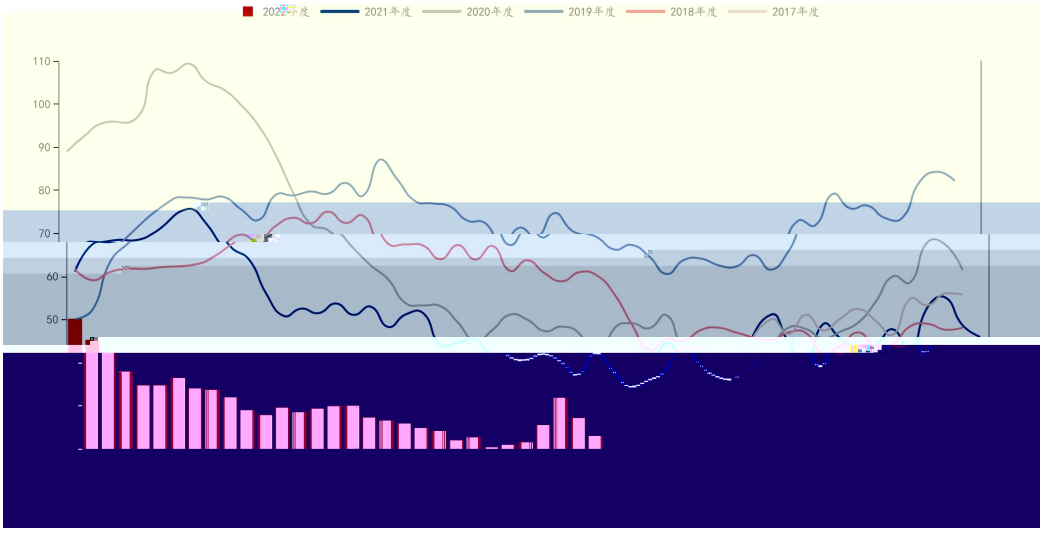
2022年度
2021年度
2020年度
2019年度
2018年度
2017年度
110
100
90
80
70
60
50

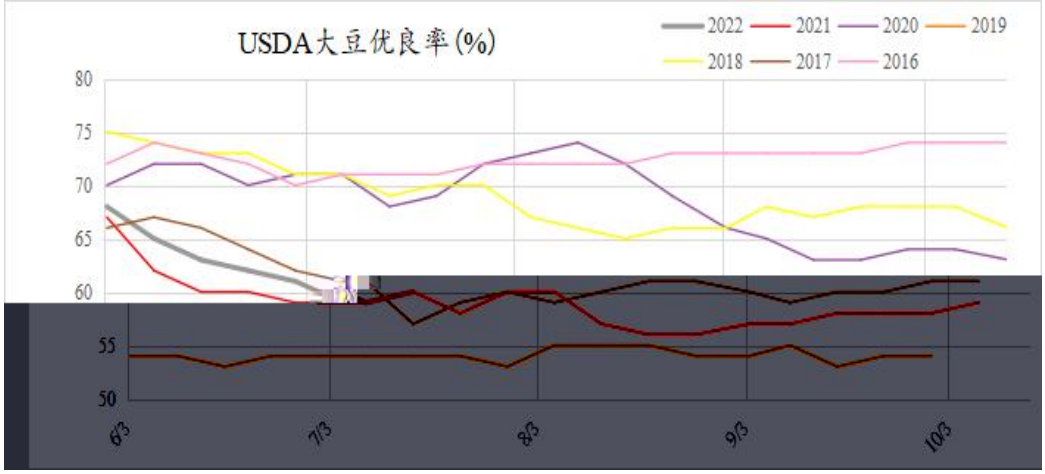
USDA大豆优良率(%)
2022
2021
2020
2019
2018
2017
2016
80
75
70
65
60
55
50
6/3
7/3
8/3
9/3
10/3

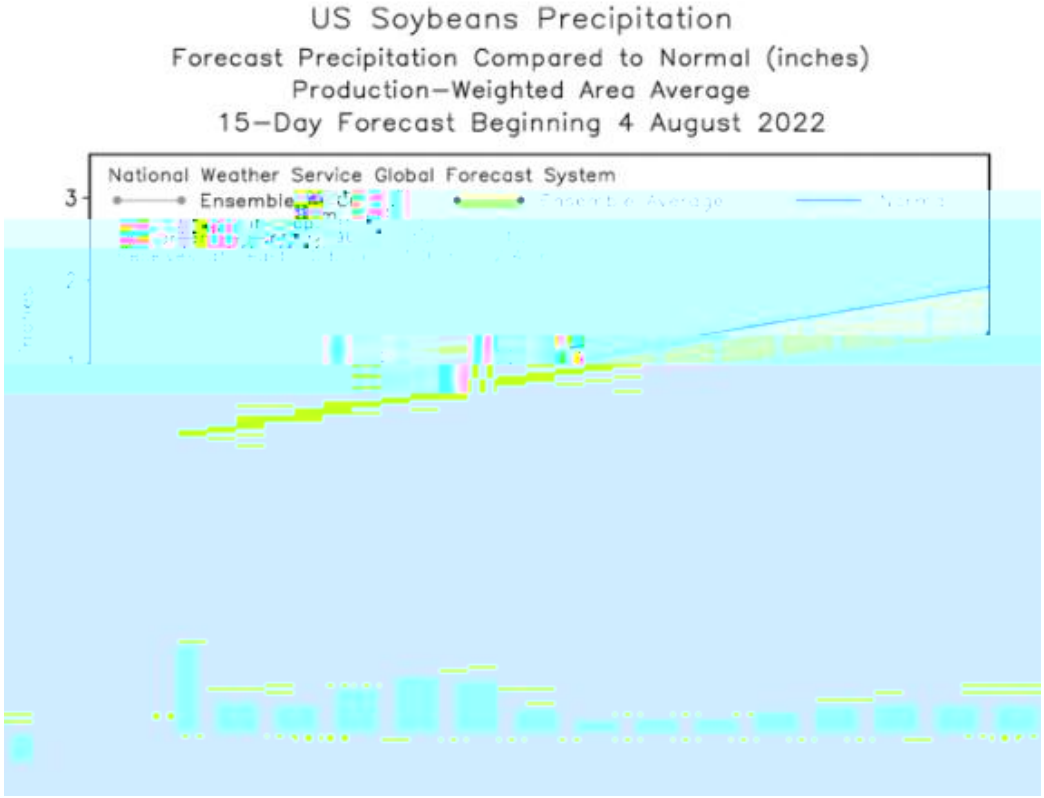
US Soybeans Precipitation
Forecast Precipitation Compared to Normal (inches)
Production-Weighted Area Average
15-Day Forecast Beginning 4 August 2022
National Weather Service Global Forecast System
Ensemble
3

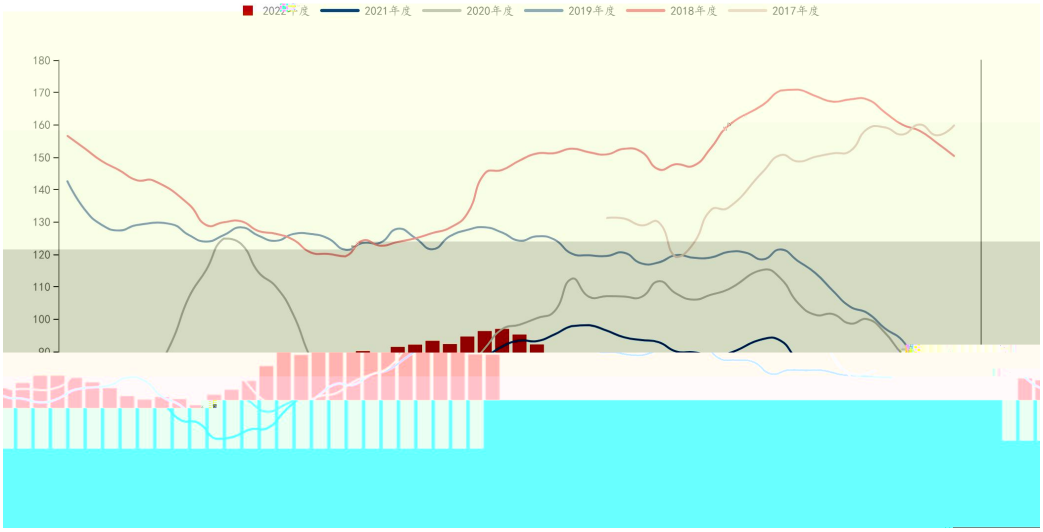
2022年度
2021年度
2020年度
2019年度
2018年度
2017年度
180
170
160
150
140
130
120
110
100

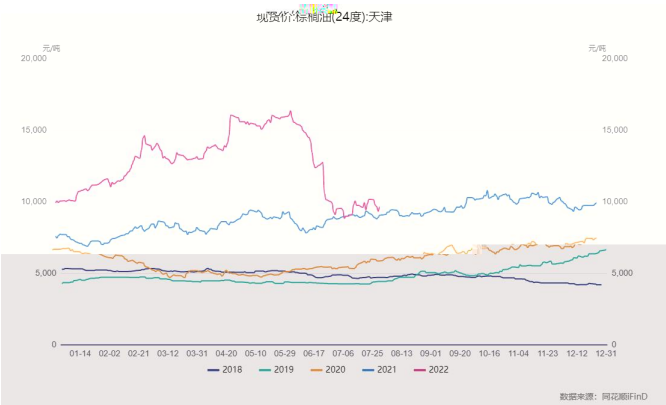
现货价:棕榈油(24度):天津
元/吨
20,000
15,000
10,000
5,000
0
01-14 02-02 02-21 03-12 03-31 04-20 05-10 05-29 06-17 07-06 07-25 08-13 09-01 09-20 10-16 11-04 11-23 12-12 12-31
2018 2019 2020 2021 2022
数据来源：同花顺iFinD

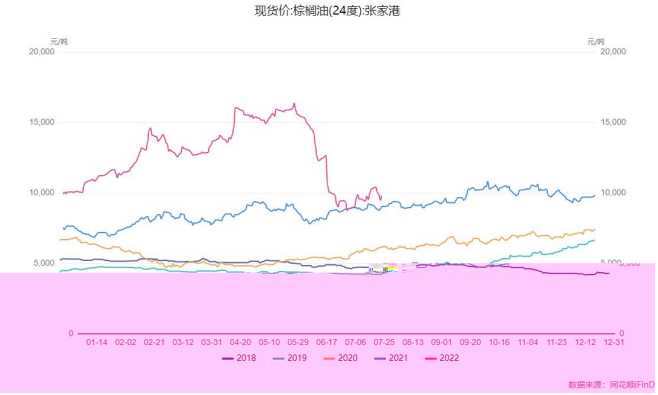
现货价:棕榈油(24度):张家港
元/吨
20,000
15,000
10,000
5,000
0
01-14 02-02 02-21 03-12 03-31 04-20 05-10 05-29 06-17 07-06 07-25 08-13 09-01 09-20 10-16 11-04 11-23 12-12 12-31
2018 2019 2020 2021 2022
数据来源：同花顺iFinD

现货价:棕榈油(24度):广东广州
元/吨
20,000
15,000
10,000
5,000
0
01-14 02-02 02-21 03-12 03-31 04-20 05-10 05-29 06-17 07-06 07-25 08-13 09-01 09-20 10-16 11-04 11-23 12-12 12-31
2018 2019 2020 2021 2022

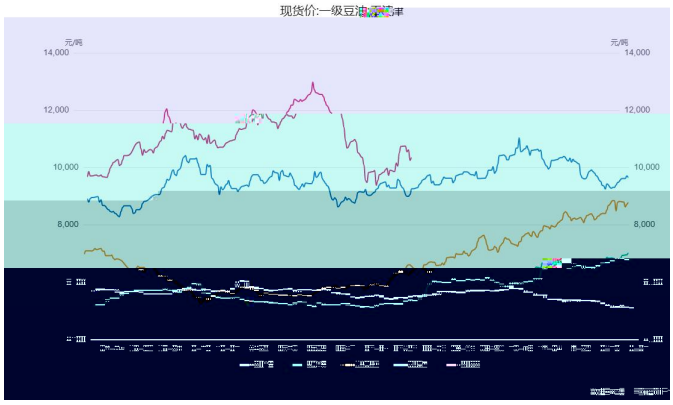
现货价:一级豆油
元/吨
14,000
12,000
10,000
8,000

现货价:一级豆油:张家港
元/吨
14,000
12,000
10,000
8,000
6,000
4,000
01-14 02-02 02-21 03-12 03-31 04-20 05-10 05-29 06-17 07-06 07-25 08-13 09-01 09-20 10-16 11-04 11-23 12-12 12-31
2018 2019 2020 2021 2022
数据来源：同花顺iFinD

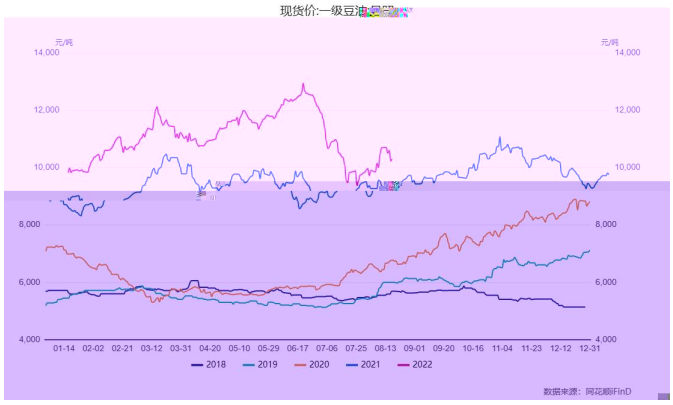
现货价:一级豆油
元/吨
14,000
12,000
10,000
8,000
6,000
4,000
01-14 02-02 02-21 03-12 03-31 04-20 05-10 05-29 06-17 07-06 07-25 08-13 09-01 09-20 10-16 11-04 11-23 12-12 12-31
2018 2019 2020 2021 2022
数据来源：同花顺iFinD

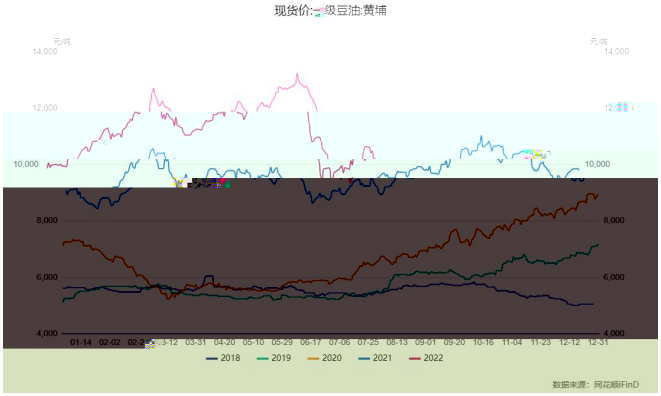
现货价:一级豆油:黄埔
元/吨
14,000
12,000
10,000
8,000
6,000
4,000
2018 2019 2020 2021 2022
数据来源：同花顺iFinD