金信期货
GOLDTRUST FUTURES

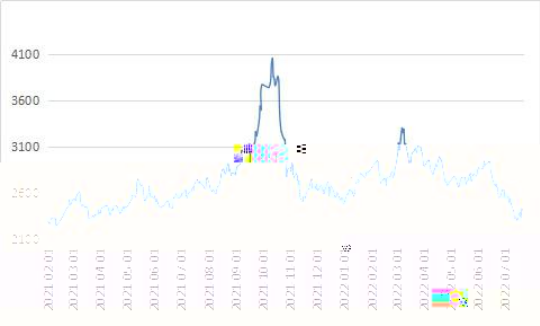
4100
3600
3100

内蒙古市场甲醇日度市场价 元/吨
山东市场甲醇日度市场价 元/吨
太仓市场甲醇日度市场价 元/吨
陕西市场甲醇日度市场价 元/吨
川渝市场甲醇日度市场价 元/吨
5000
4500
4000
3500
3000
2500
2000
1500
1000

580
530
480
430
380
330
280
230
180
130
2020-11-16
2020-12-16
2021-01-16
2021-02-16
2021-03-16
2021-04-16
2021-05-16
2021-06-16
2021-07-16
2021-08-16
2021-09-16
2021-10-16
2021-11-16
2021-12-16
2022-01-16
2022-02-16
2022-03-16
2022-04-16
2022-05-16
2022-06-16
2022-07-16
中国市场甲醇日度到岸价 美元/吨
东南亚市场甲醇日度到岸价 美元/吨

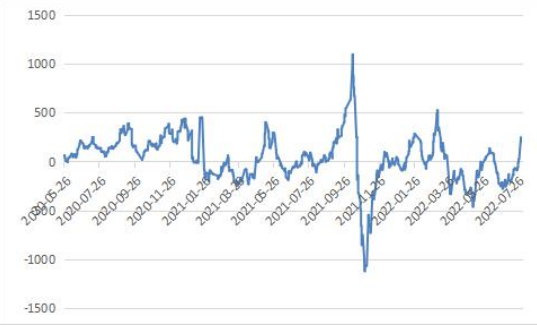
1500
1000
500
0
-1000
-1500
2020-05-26
2020-07-26
2020-09-26
2020-11-26
2021-01-26
2021-03-26
2021-05-26
2021-07-26
2021-09-26
2021-11-26
2022-01-26
2022-03-26
2022-05-26
2022-07-26

煤制甲醇日度税后装置毛利 元/吨
中国甲醇煤制甲醇日度含税装置成本 元/吨

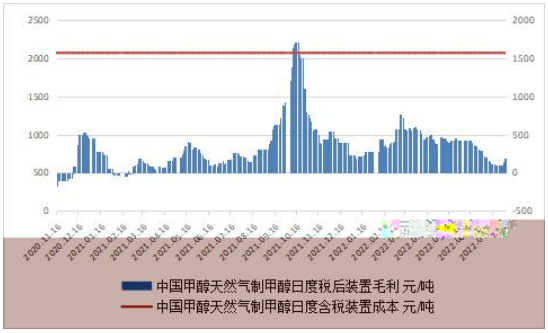
中国甲醇天然气制甲醇日度税后装置毛利 元/吨
中国甲醇天然气制甲醇日度含税装置成本 元/吨

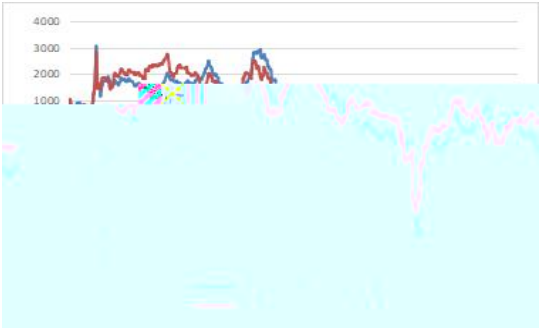

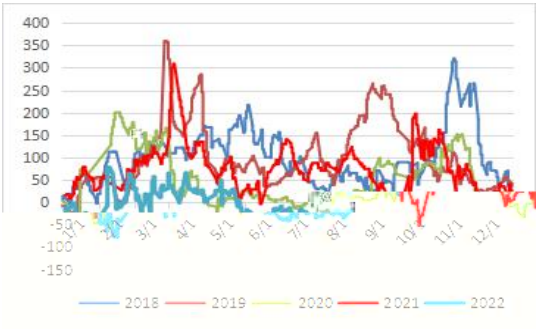
2018
2019
2020
2021
2022

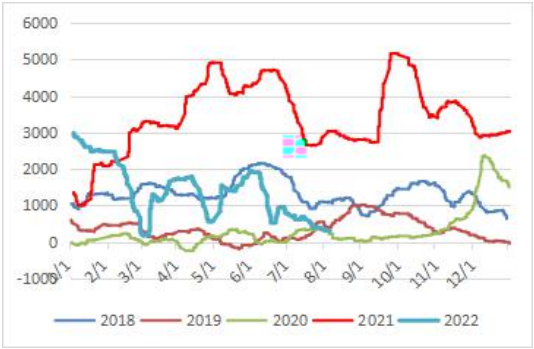
2018
2019
2020
2021
2022

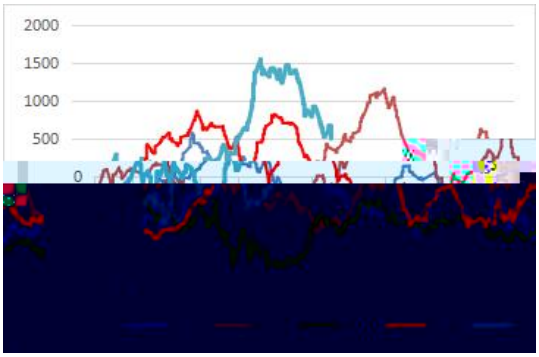

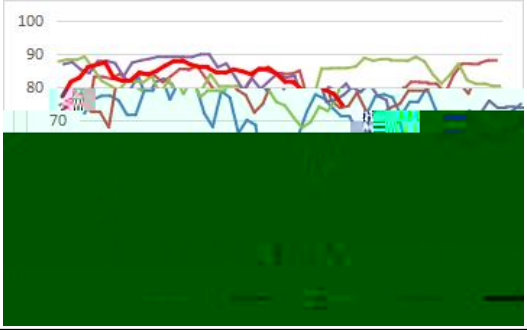
100
90
80
70

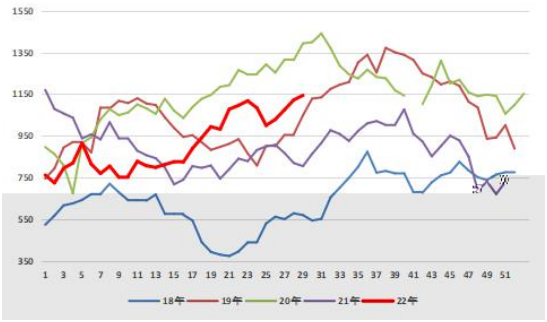
1550
1350
1150
950
750
550
350
1 3 5 7 9 11 13 15 17 19 21 23 25 27 29 31 33 35 37 39 41 43 45 47 49 51
18年
19年
20年
21年
22年

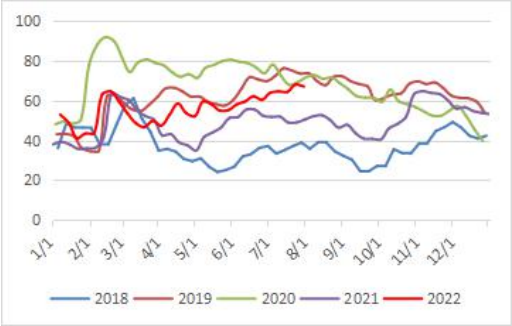
100
80
60
40
20
0
1/1 2/1 3/1 4/1 5/1 6/1 7/1 8/1 9/1 10/1 11/1 12/1
2018
2019
2020
2021
2022

120
100
80
60
40
20
0
1/1 2/1 3/1 4/1 5/1 6/1 7/1 8/1 9/1 10/1 11/1 12/1
2018
2019
2020
2021
2022

| | | | | |
|---|---|---|---|---|
| | | | | |
| | | | | |
| | | | | |
| | | | | |
| | | | | |
| | | | | |
| | | | | |
| | | | | |

| | | | |
|---|---|---|---|
| | | | |
| | | | |
| | | | |
| | | | |
| | | | |
| | | | |
| | | | |
| | | | |
| | | | |
| | | | |
| | | | |
| | | | |
| | | | |
| | | | |
| | | | |
| | | | |
| | | | |