金信期货
GOLDTRUST FUTURES

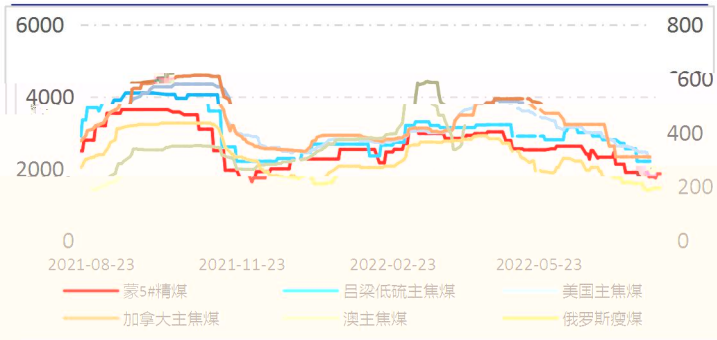
6000
4000
2000
0
800
600
400
200
0
2021-08-23
2021-11-23
2022-02-23
2022-05-23
蒙5#精煤
吕梁低硫主焦煤
美国主焦煤
加拿大主焦煤
澳主焦煤
俄罗斯瘦煤

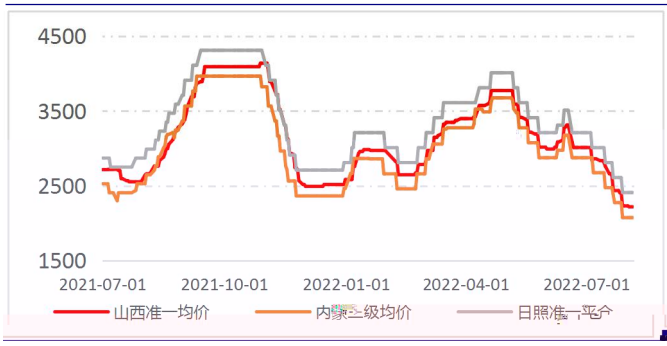
4500
3500
2500
1500
2021-07-01
2021-10-01
2022-01-01
2022-04-01
2022-07-01
山西准一均价
内蒙二级均价
日照准一平仓

日线 焦煤2209 MA5: 2168.0 MA10: 2127.4 MA20: 2064.1 MA30: 2144.4 MA60: 2385.3
3539.4
3268.6
100.0%(1463.9)

日线 焦炭2209 MA5: 2901.1 MA10: 2845.1 MA20: 2750.8 MA30: 2842.6 MA60: 3113.1
4787.4
4444.8
4097.7
3750.6
0.0%(4649.5)
19.1%(4176.6)
38.2%(3704.8)
50.0%(3413.3)

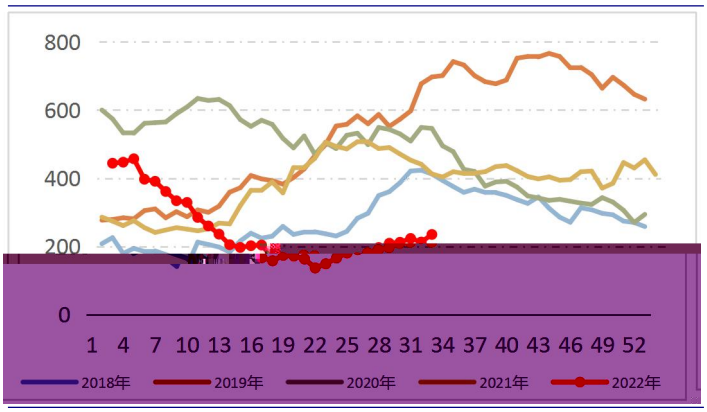
800
600
400
200
0
1 4 7 10 13 16 19 22 25 28 31 34 37 40 43 46 49 52
2018年
2019年
2020年
2021年
2022年

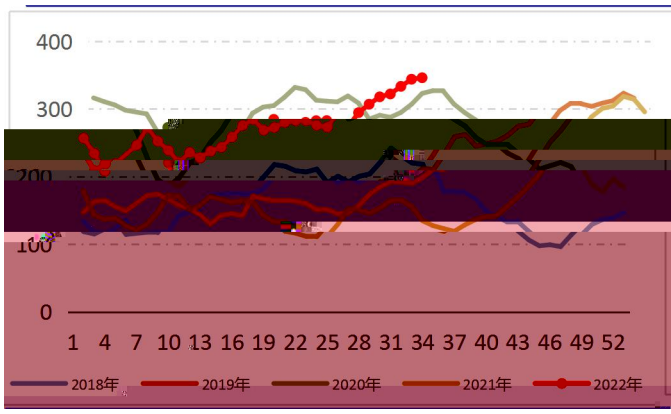
400
300
200
100
0
1 4 7 10 13 16 19 22 25 28 31 34 37 40 43 46 49 52
2018年
2019年
2020年
2021年
2022年

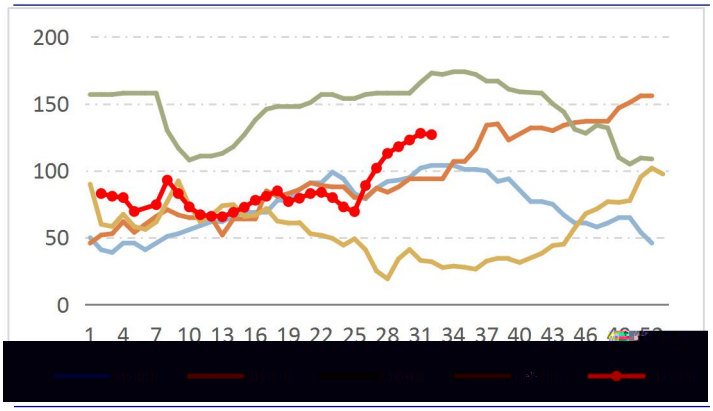
200
150
100
50
0
1 4 7 10 13 16 19 22 25 28 31 34 37 40 43 46

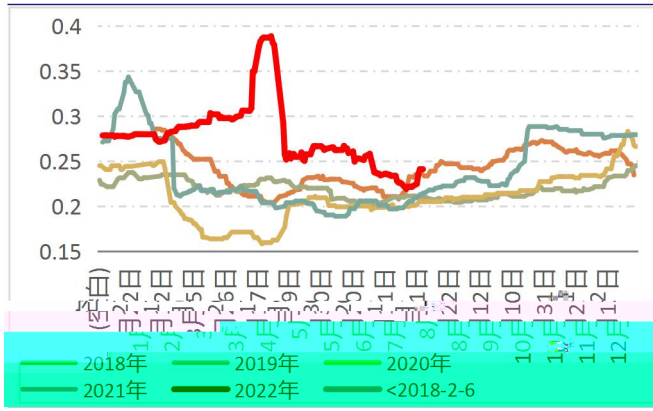
0.4
0.35
0.3
0.25
0.2
0.15
2018年
2019年
2020年
2021年
2022年
<2018-2-6

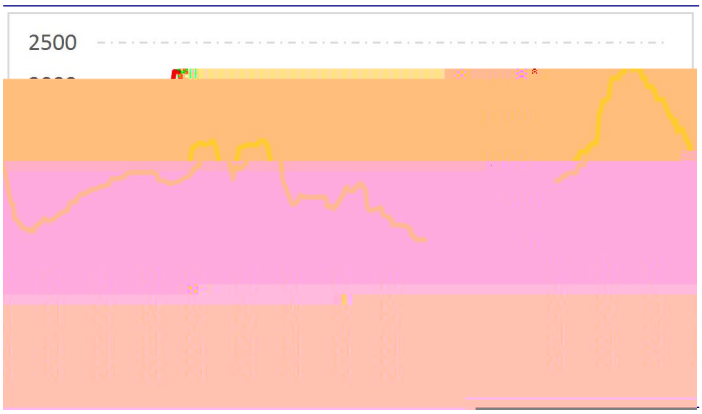
2500

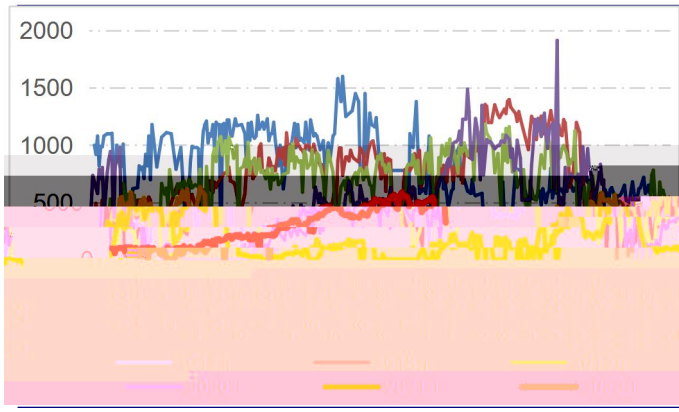
2000
1500
1000
500

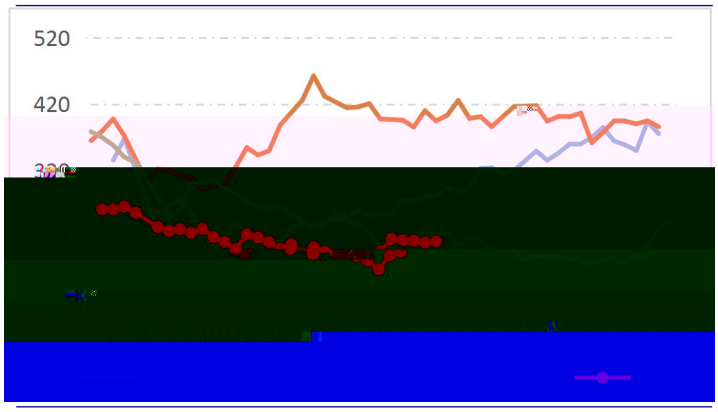
520
420

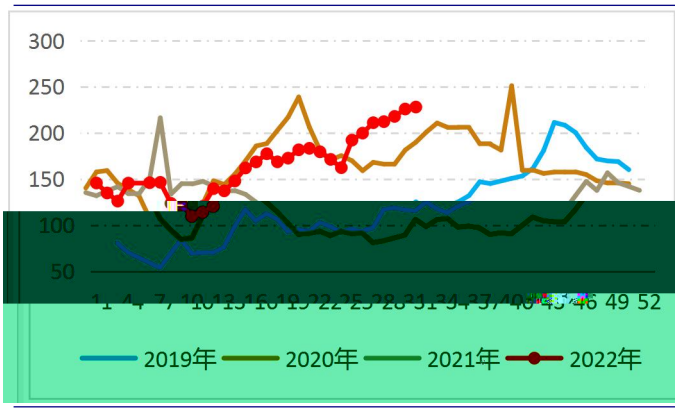
300
250
200
150
100
50
1 4 7 10 13 16 19 22 25 28 31 34 37 40 43 46 49 52
2019年
2020年
2021年
2022年

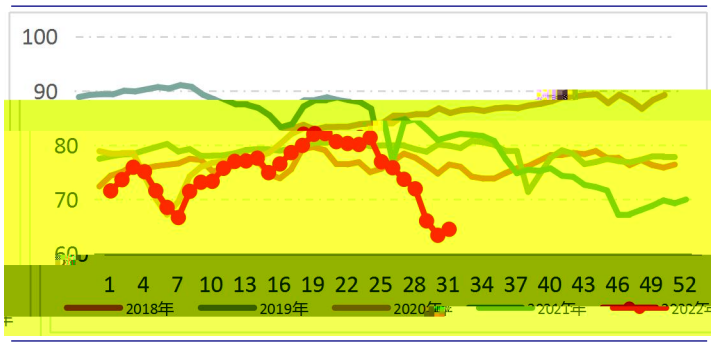
100
90
80
70
60
1 4 7 10 13 16 19 22 25 28 31 34 37 40 43 46 49 52
2018年
2019年
2020年
2021年
2022年

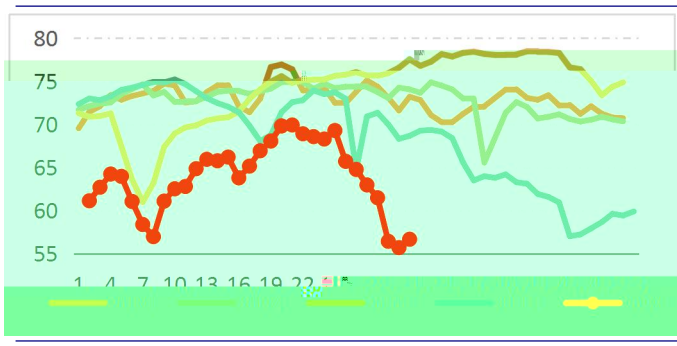
80
75
70
65
60
55

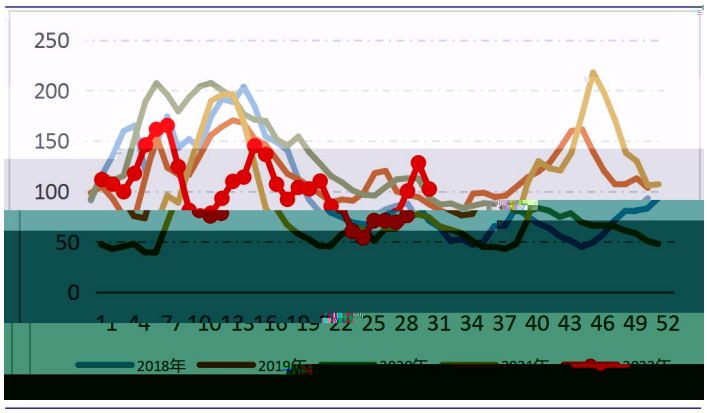
250
200
150
100
50
0
1 4 7 10 13 16 19 22 25 28 31 34 37 40 43 46 49 52
2018年
2019年

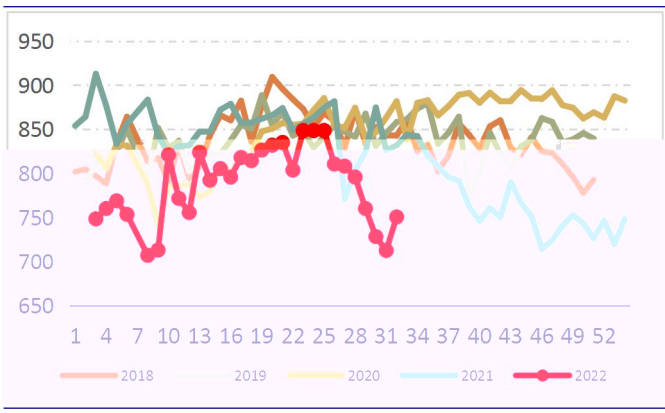
950
900
850
800
750
700
650
1 4 7 10 13 16 19 22 25 28 31 34 37 40 43 46 49 52
2018
2019
2020
2021
2022

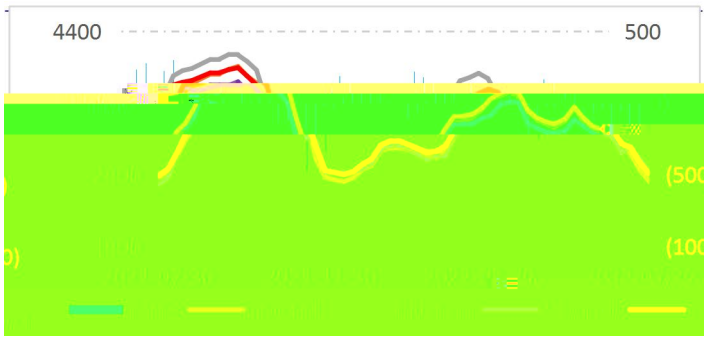
4400
500

1500
1000
500
0
-500
2019-03-19
2020-03-19
2021-03-19
2022-03-19
高炉螺纹利润
独立焦企利润

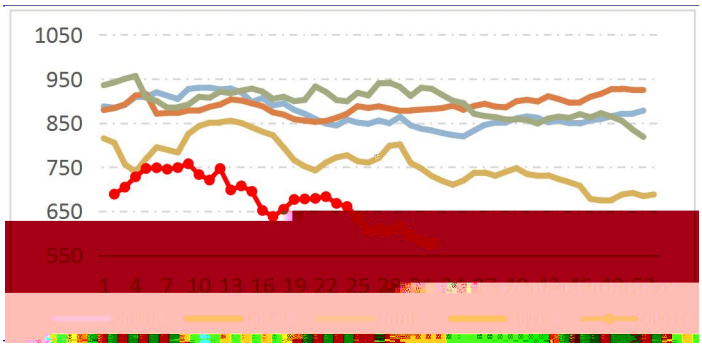
1050
950
850
750
650
550

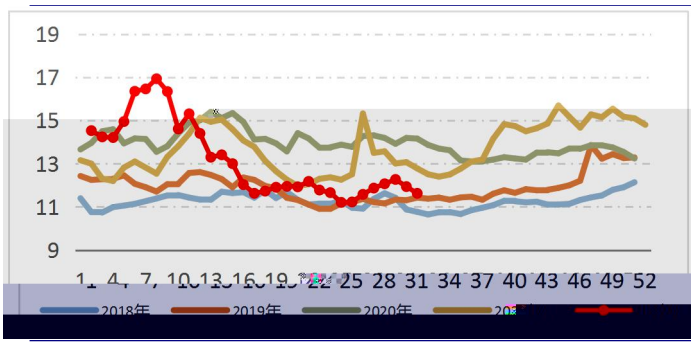
19
17
15
13
11
9
1 4 7 10 13 16 19 22 25 28 31 34 37 40 43 46 49 52
2018年
2019年
2020年

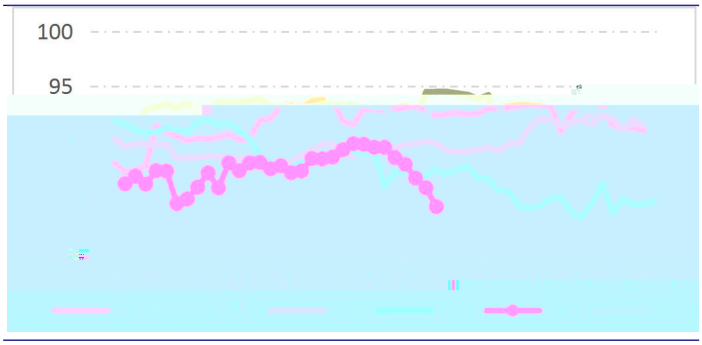
100
95

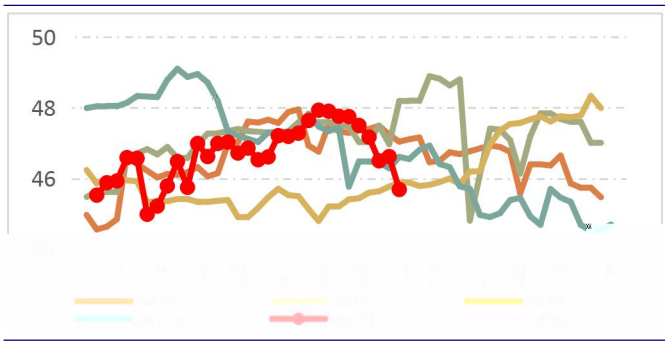
50
48
46

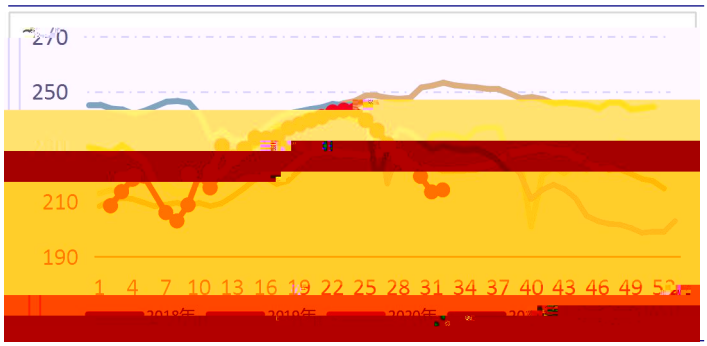
270
250
210
190
1 4 7 10 13 16 19 22 25 28 31 34 37 40 43 46 49 52

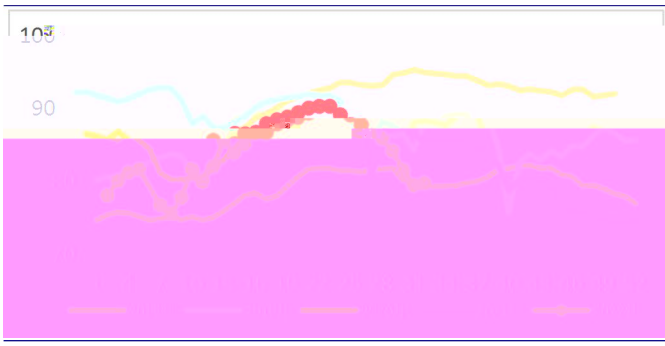
90

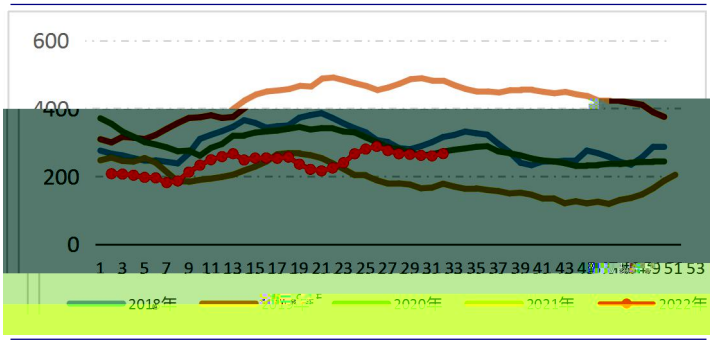
600
400
200
0
1 3 5 7 9 11 13 15 17 19 21 23 25 27 29 31 33 35 37 39 41 43 45 47 49 51 53
2019年
2020年
2021年
2022年