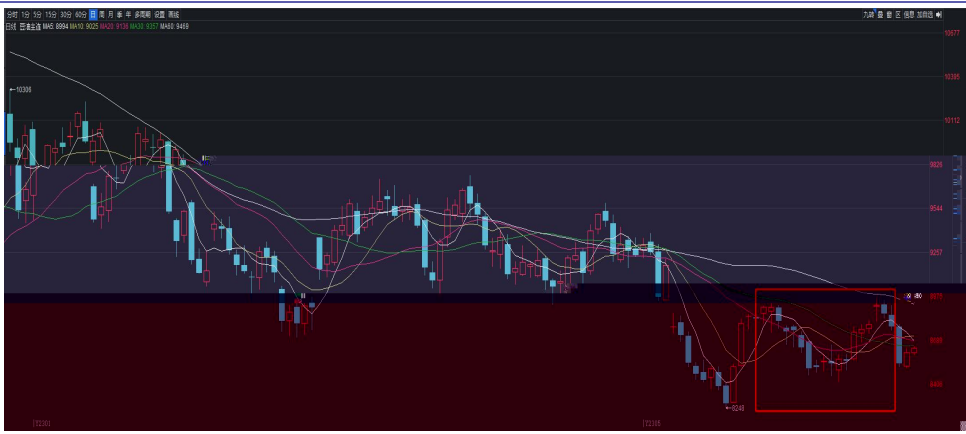




金信期货
GOLDTRUST FUTURES

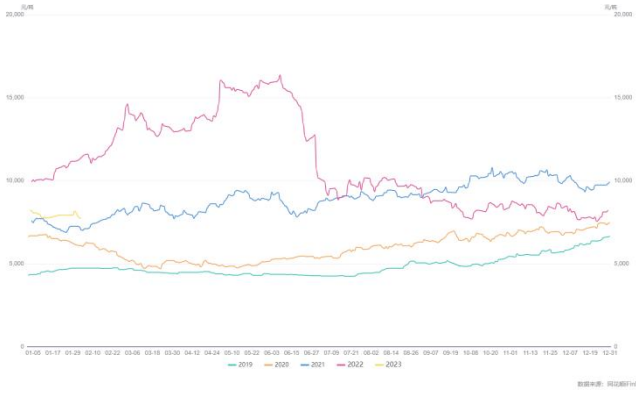


请务必仔细阅读正文之后的声明

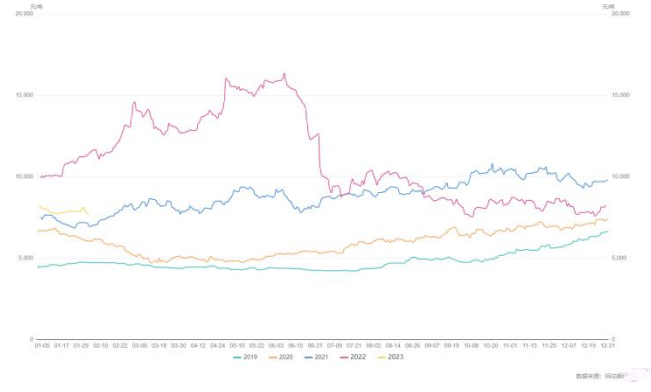




现货价格桶油(24度)天津



现货价格桶油(24度)张家港



现货价格桶油(24度)广东广州





现货价一级豆油天津



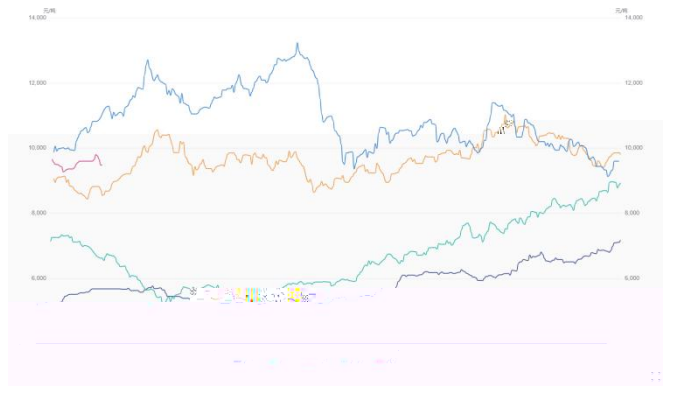
现货价一级豆油张家港

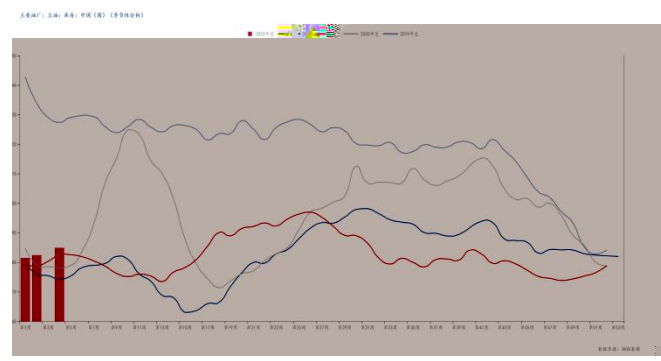
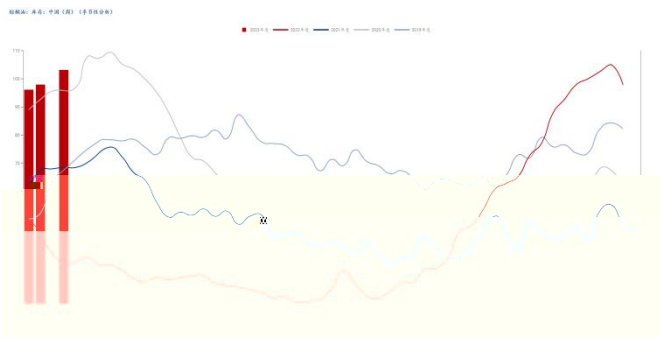


现货价一级豆油日照

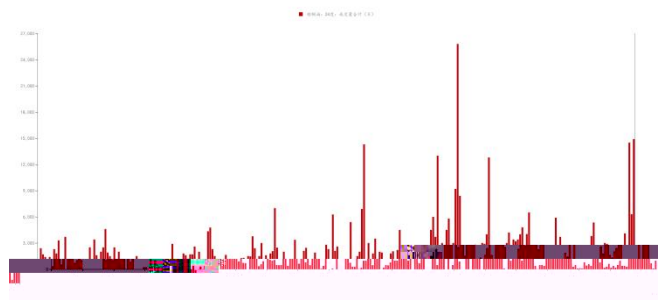
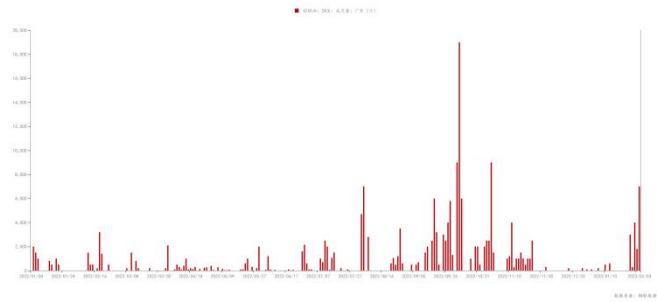
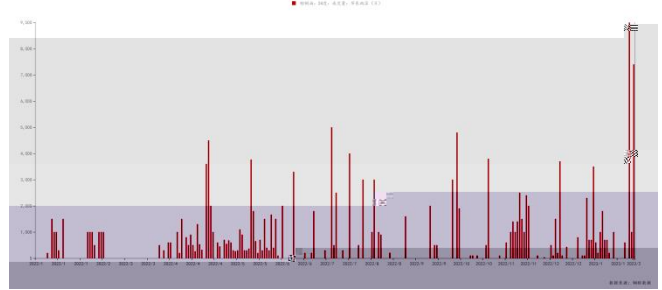
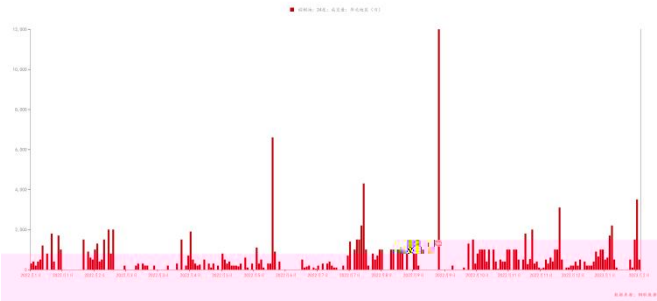
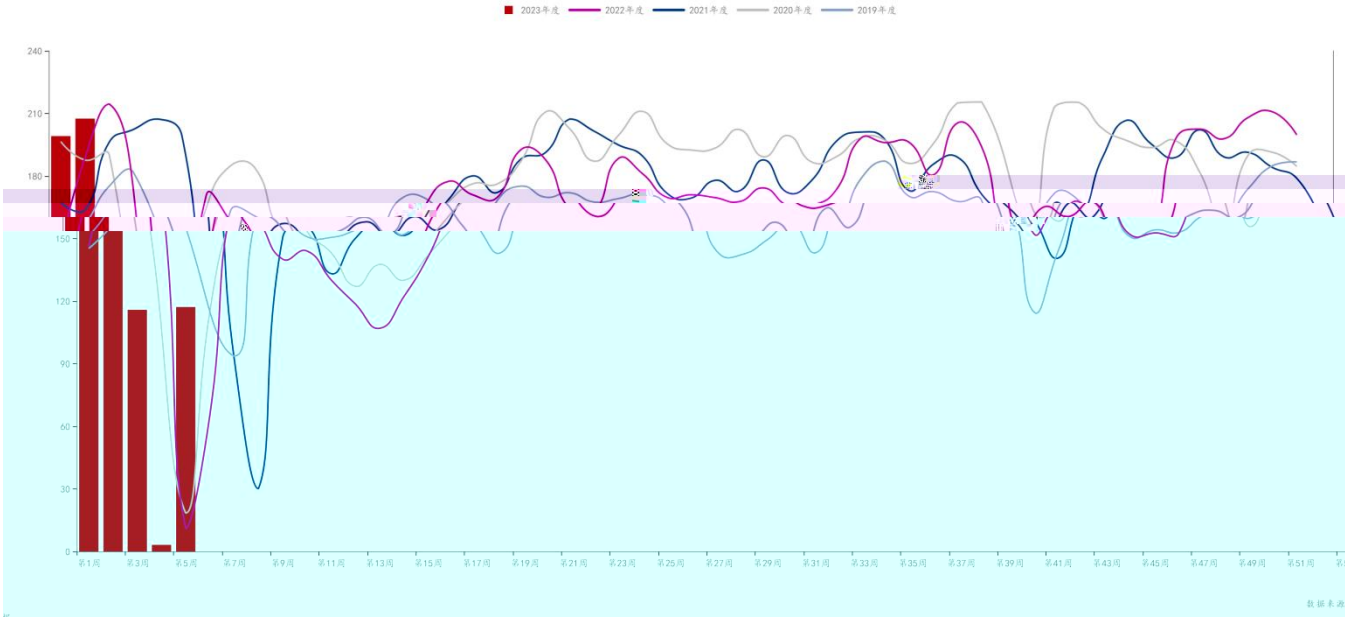


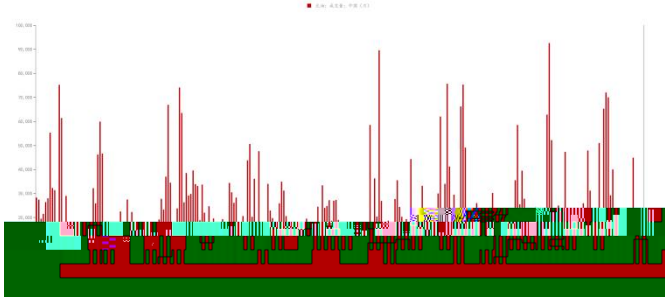
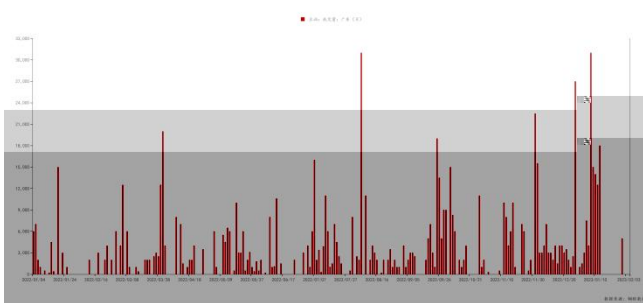
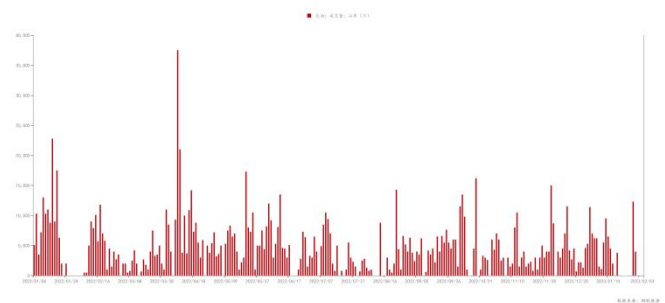
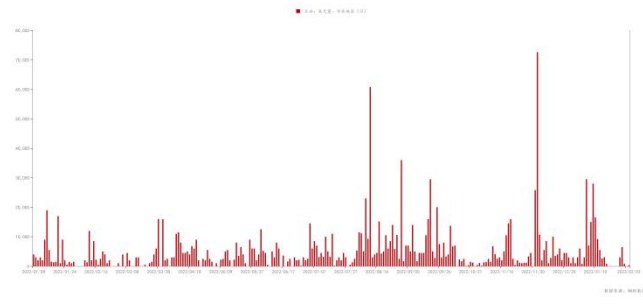
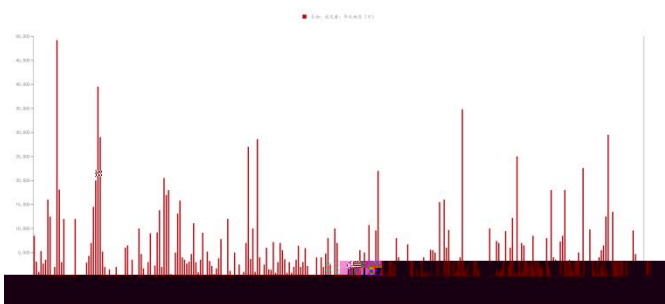
现货价一级豆油黄埔



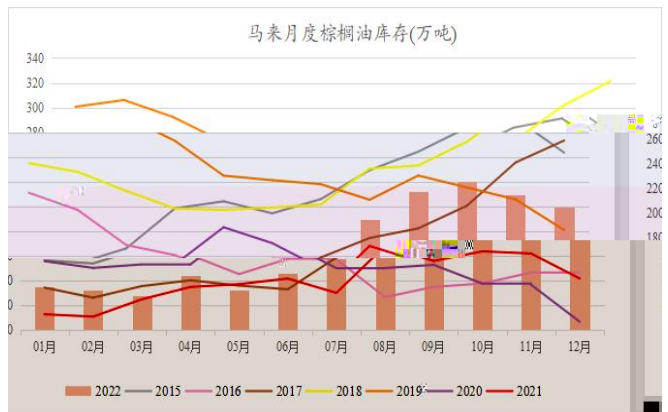
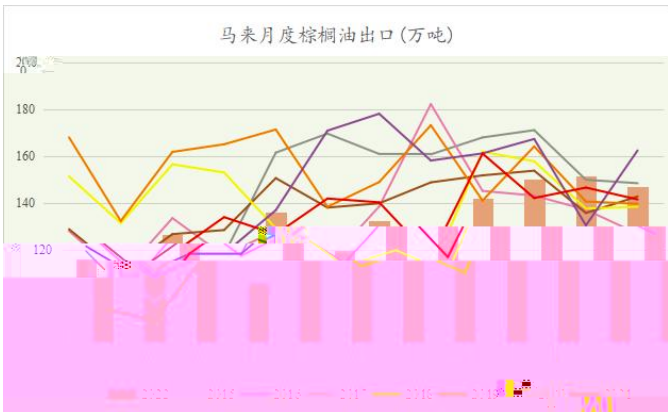
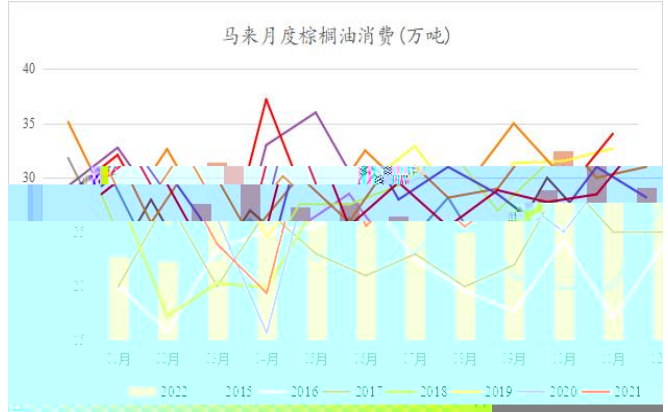
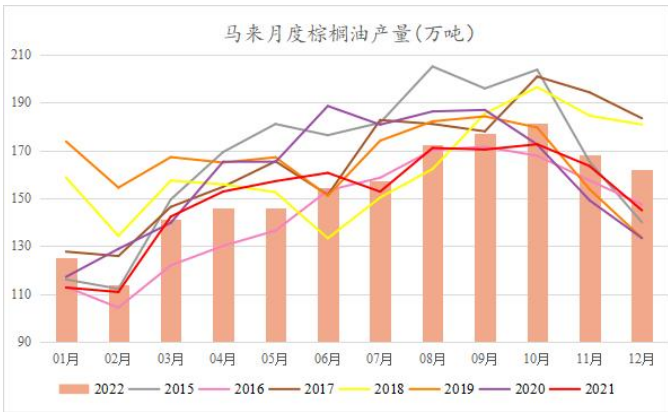


大豆：压榨量：中国（周）





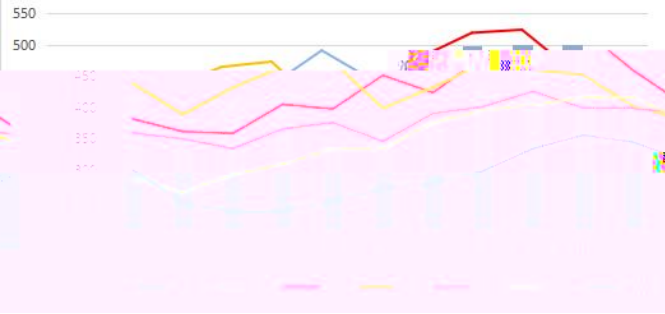




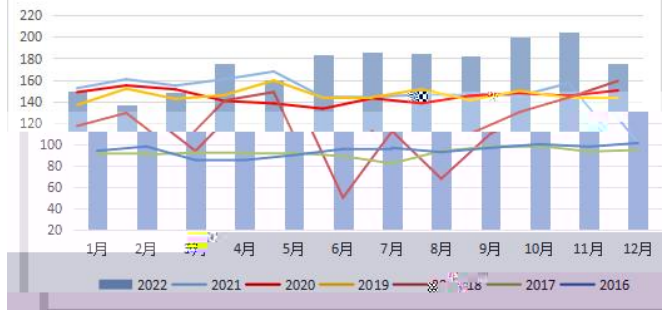




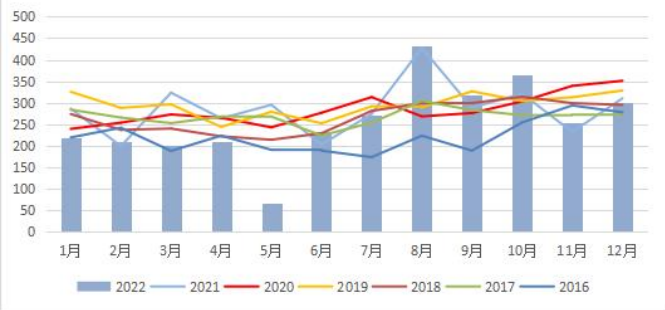
印尼产量 (万吨)



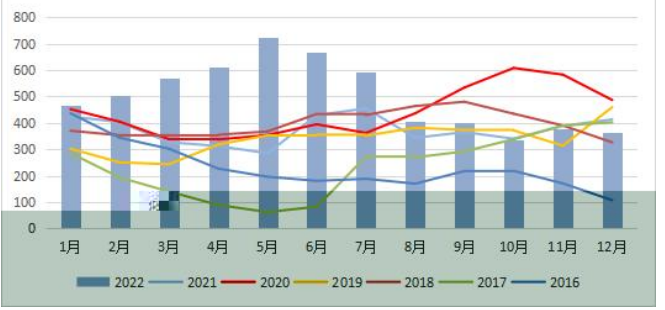
印尼国内消费 (万吨)




印尼出口 (万吨)



印尼期末库存 (万吨)







2020/21	Beginning Stocks	Production	Imports	Domestic Crush	Domestic Total	Exports	Ending Stocks
World 2/	94.73	368.52	165.55	315.44	363.77	164.99	100.03
World Less China	70.12	348.92	65.81	222.44	251.03	164.92	68.89
United States	14.28	114.75	0.54	58.26	60.91	61.67	6.99
Total Foreign	80.46	253.77	165.01	257.19	302.87	103.33	93.04
Major Exporters 3/	47.42	197.39	5.92	90.21	100.84	94.95	54.94
Argentina	26.65	46.20	4.82	40.16	47.41	5.20	25.06
Brazil	20.42	139.50	1.02	46.68	49.88	81.65	29.40
Paraguay	0.33	9.90	0.02	3.30	3.47	6.33	0.45
Major Importers 4/	27.98	19.60	133.39	122.10	149.80	0.27	34.56
China	14.28	1.72	99.74	93.00	112.74	0.07	31.15
European Union	1.72	2.60	14.79	15.80	17.36	0.19	1.56
Southeast Asia	0.98	0.59	9.68	4.74	10.04	0.01	1.20
Mexico	0.37	0.25	6.10	6.20	6.25	0.00	0.46
2021/22 Est.							
World 2/	100.03	358.10	157.13	314.19	363.16	153.89	98.22
World Less China	68.89	341.71	65.56	226.69	255.56	153.79	66.81
United States	14.28	114.75	0.54	58.26	60.91	61.67	6.99
Total Foreign	93.04	236.57	156.69	254.22	300.39	95.17	90.77
Major Exporters 3/	54.94	180.67	4.44	91.35	101.89	87.25	50.90
Argentina	25.06	43.90	3.84	38.83	46.04	2.86	23.90
Brazil	29.40	129.50	0.54	50.25	53.50	79.14	26.80
Paraguay	0.45	4.20	0.05	2.20	2.28	2.25	0.15
Major Importers 4/	34.56	20.16	123.85	116.28	143.88	0.42	42.26
China	31.15	16.40	91.57	87.50	107.60	0.10	31.15
European Union	1.40	1.56	2.71	14.55	15.40	16.97	0.29
Southeast Asia	1.56	1.20	8.32	4.45	4.97	0.02	1.56
Mexico	0.46	0.29	5.96	6.35	6.40	0.00	0.46
2022/23 Proj.							
World 2/	95.72	371.17	166.71	325.32	381.83	167.53	100.00
World Less China	71.50	352.00	67.21	232.32	279.49	167.33	71.50
United States	14.28	114.75	0.54	58.26	60.91	61.67	6.99
Total Foreign	87.72	237.25	166.17	277.06	318.58	105.66	87.72
Major Exporters 3/	47.85	214.00	5.57	95.33	106.36	105.28	54.94
Argentina	25.06	43.90	3.84	38.83	46.04	2.86	23.90
Brazil	29.40	129.50	0.54	50.25	53.50	79.14	26.80
Paraguay	0.45	4.20	0.05	2.20	2.28	2.25	0.15
Major Importers 4/	34.56	20.16	123.85	116.28	143.88	0.42	42.26
China	31.15	16.40	91.57	87.50	107.60	0.10	31.15
European Union	1.40	1.56	2.71	14.55	15.40	16.97	0.29
Southeast Asia	1.56	1.20	8.32	4.45	4.97	0.02	1.56
Mexico	0.46	0.29	5.96	6.35	6.40	0.00	0.46



