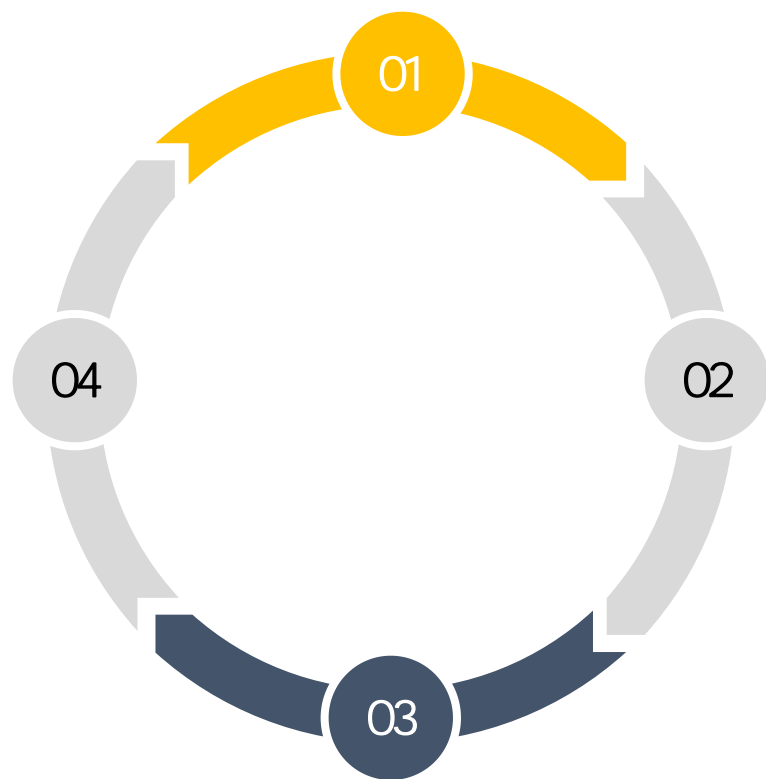




金信期货
GOLDTRUST FUTURES

2023/08/21



01

02

03

04

•

•

1300

•

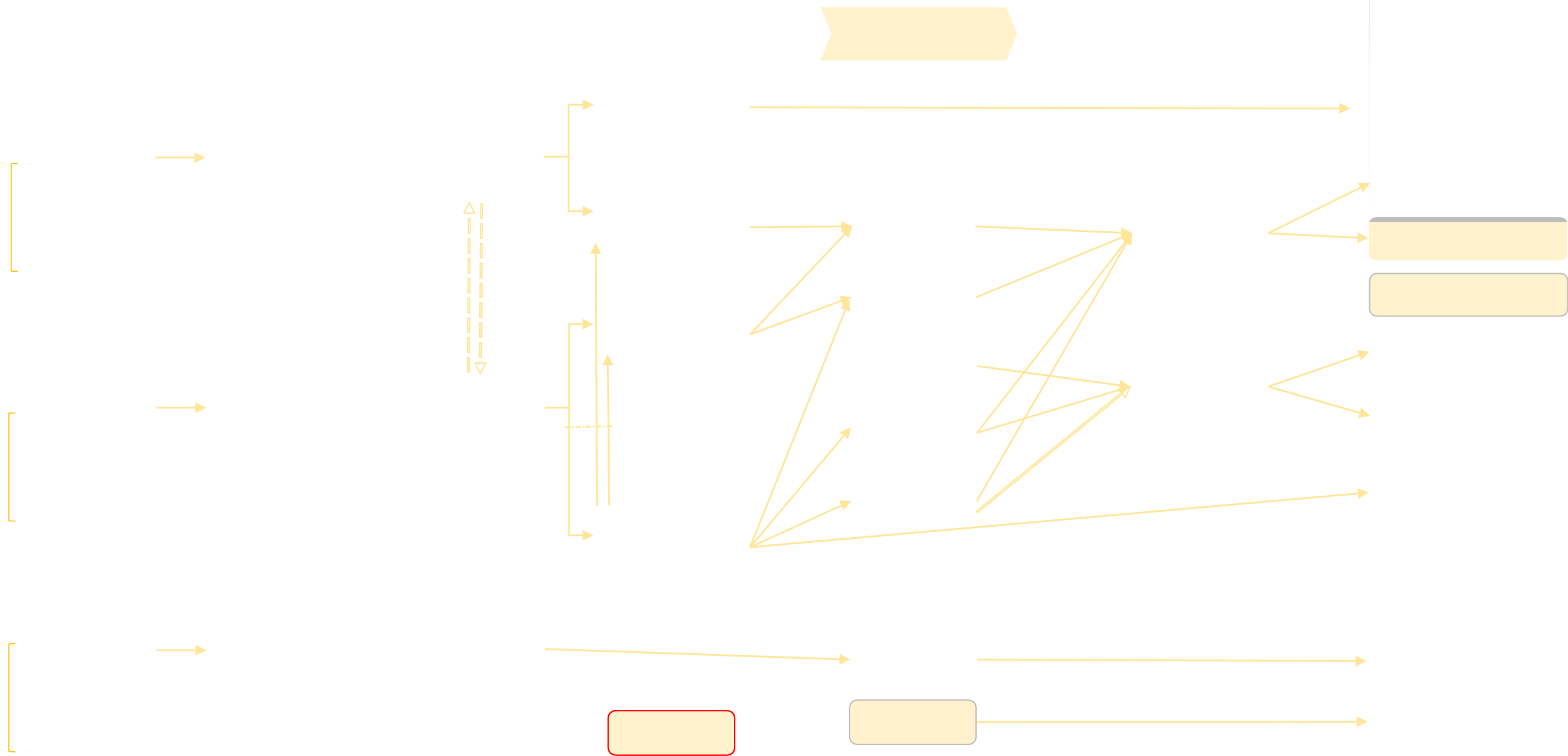
12


•


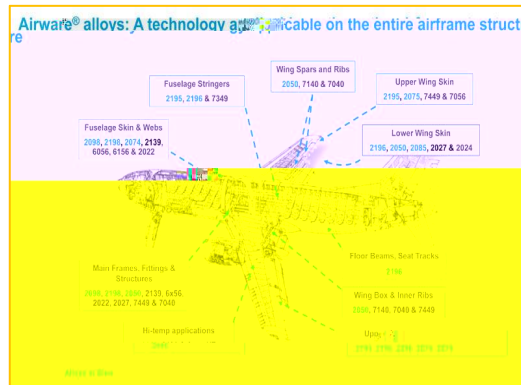
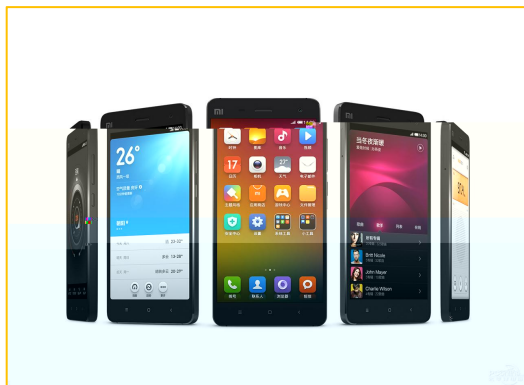
3. 87Ah/g


723







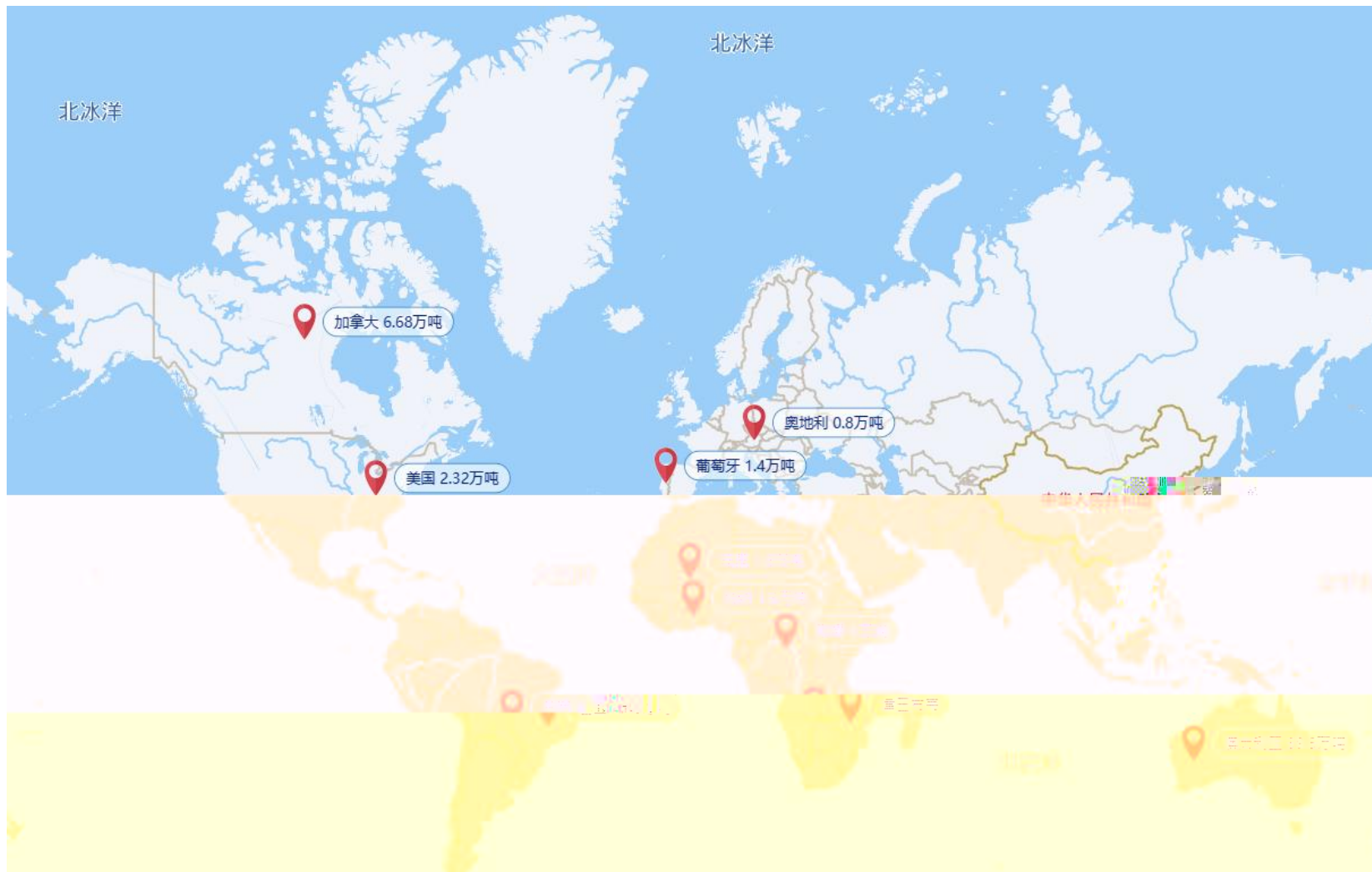




2

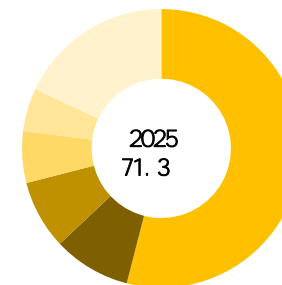
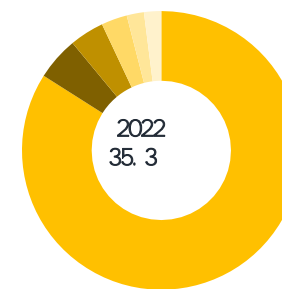
			2 %			
Talison	Greenbushes	178.5	2.00	357	130	195
Galaxy Resources	Mt Cattlin	16.7	1.28	21.4	18	20
NRL/GFL-RIM	Mt Marion	72.9	1.37	99.9	40	80
Alita Resources	Bald Hill	26.5	0.98	25.5	16	18
Pilbara Minerals	Pilgangoora	226	1.27	286.4	33	80
Altura Mining	Pilgangoora	45.7	1.06	48.3	22	44
NRL/ALB	Wodgina	259.2	1.17	303.3	25	75
North American Lithium	La Corne	47	1.20	56.2	20	20
AMG Lithium	Mibra	24.5	1.05	25.9	9	18
Kidman Resources	Mt Holland	189	1.50	284	0	41
Core Lithium	Finniss	8.6	1.35	11.6	0	18
Liontown Resources	Kathleen Valley	74.9	1.30	97.4	0	36
Nemaska Lithium	Whabouchi	44	1.46	64.5	0	21.3
Sayona Mining	Authier	20.9	1.01	21.1	0	8.74
Piedmont Lithium	Piedmont	27.9	1.11	30.9	0	17

2025E

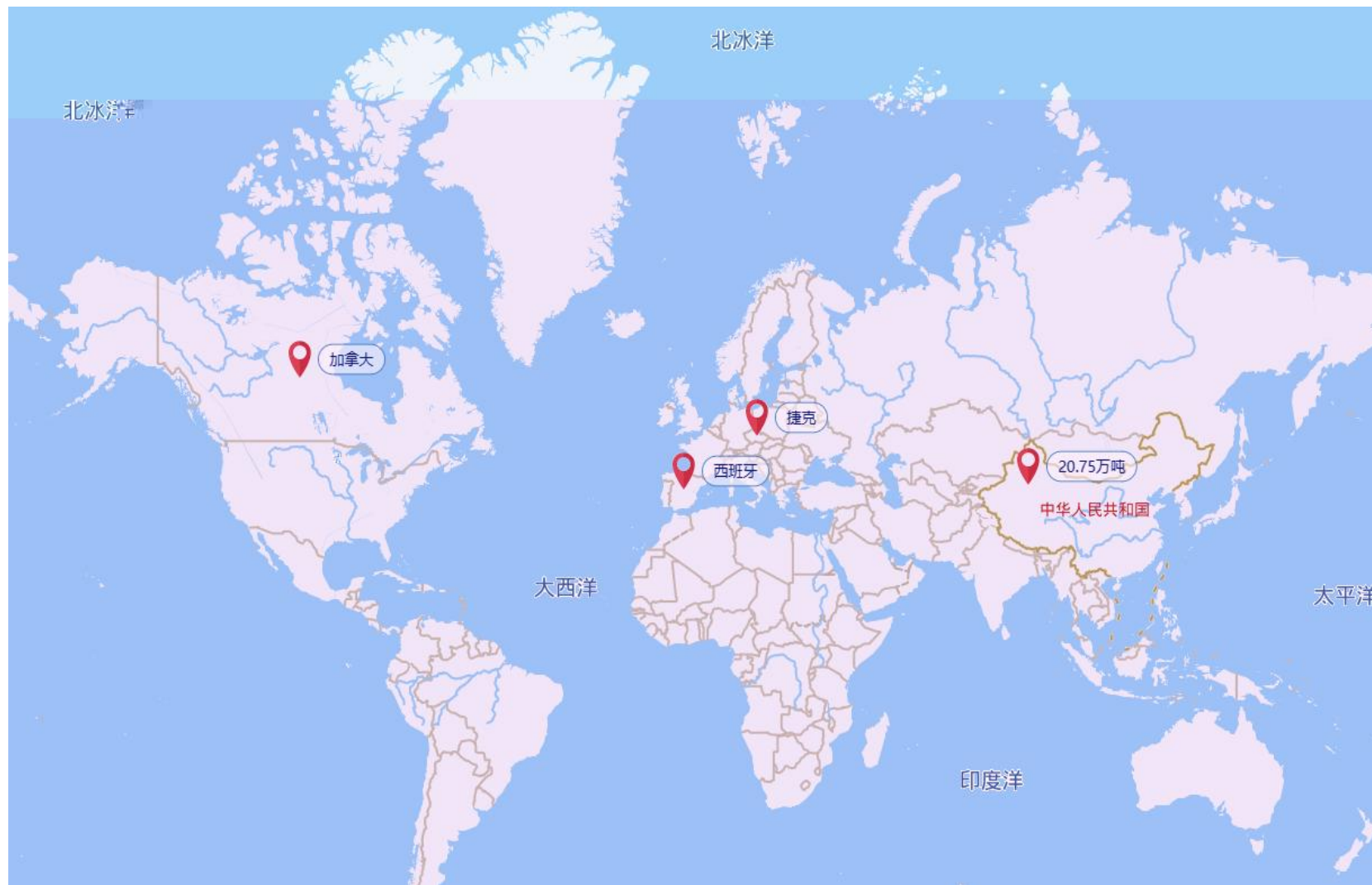


- 2025
71.3 LCE

- 2025
54%



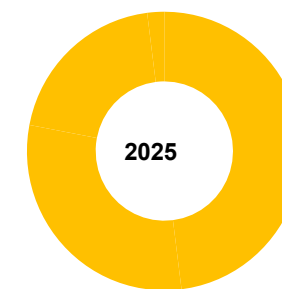
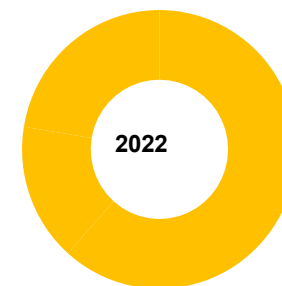
2025E



• 2025

21 LCE

•



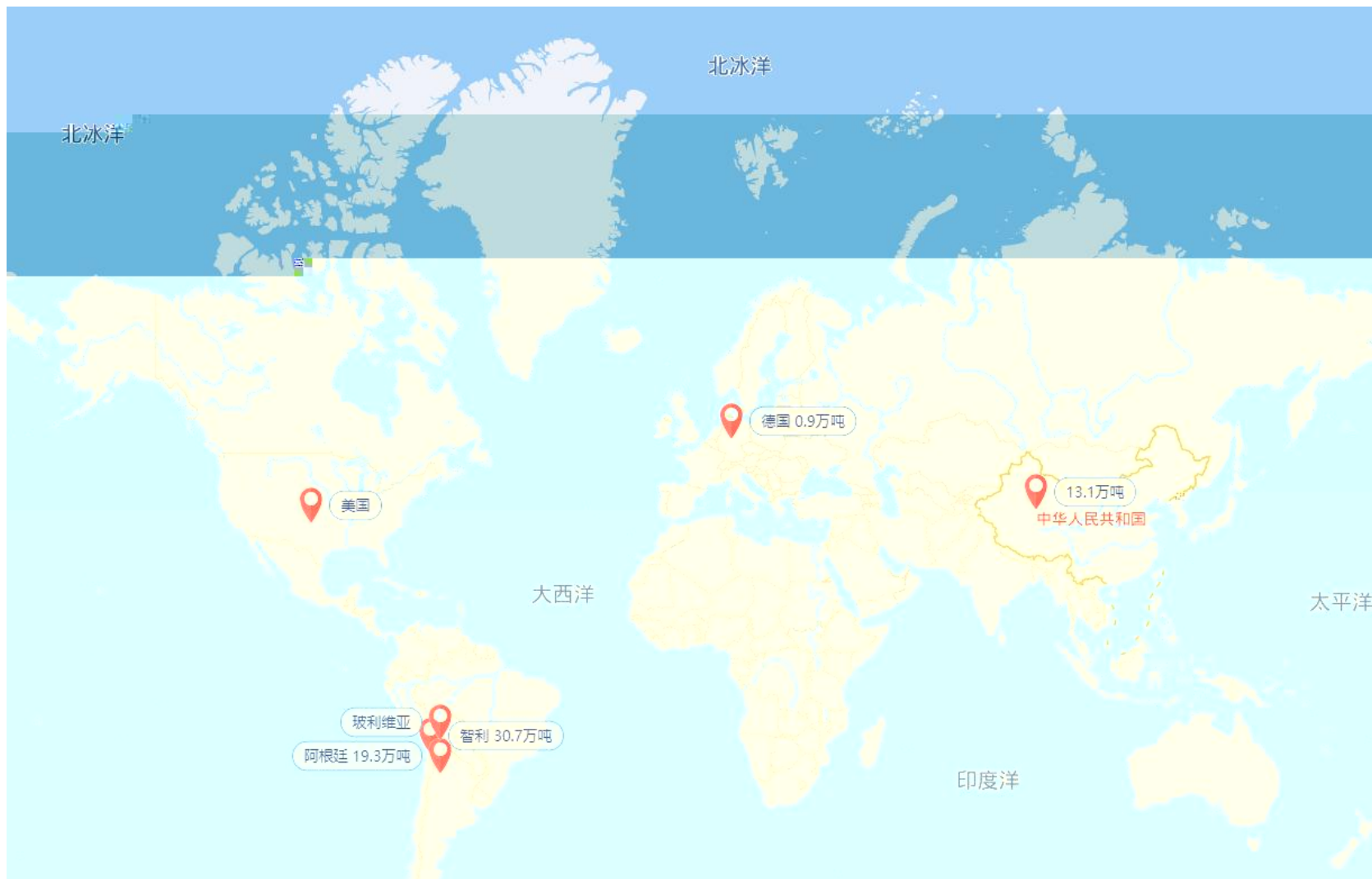
					300	/ 2023
					20	LCE 2023
					30	6 LCE
		Greenbushes	(26%); Abemarle(49%); IGO(25%)	120	14	150
		Kathleen Valley	Liontown			2024
		Mt Holland	SQM(50%); Kidman Resources(50%)			2024
		Mt Marion	(50%); Mineral Resources Limited(50%)		90	/ 8 LCE
		Finni ss	Core Lithium		17	/
		Goulamina	(50%); Firefinch(50%)			2024
		Arcadia			5	LCE/
		Bikita	(74%)		200	/ 2023
		Sabi Star			2-3	LCE/ 5
		Kanativ			3-4	LCE/ 2023 9
		Evoyaa	Atlantic Lithium		30	2024-2025
		Bougouni	Kodal Minerals		22	
		Sonora	(50%); Bacanora Lithium(50%)		2023	2027
		Thacker Pass	Lithium Americas Corp		2023	2026
		James Bay Lithium	Alkem		32.1	2024Q1
		Rhyolite Ridge	Pioneer(50%); Sibanye-Stillwater(50%)			2023Q2
		Rose Lithium	Critical Elements			2023
		Georgia Lake	Rock Tech Lithium			2024
		Grotado Cirilo	Sigma Lithium Resources			27
		Mibra	AMG Lithium		2023 4	/ 2025 5 35 /
		Minha Cachoeira	Codemge(33%); Companhia Brasileira de Lítio(67%)			2025
		Cinovec	CEZ (51%); European Metals(49%)			2024
		Jadar	Rio Tinto			2026
		San Jose	Infinity Lithium(75%); Valori za Minerai a(25%)			2023
		Kelber	Sibanye-Stillwater(30.30%); Finni sh Minerals Group(19.4%)			2024

- " "
-
-
-

Atacama

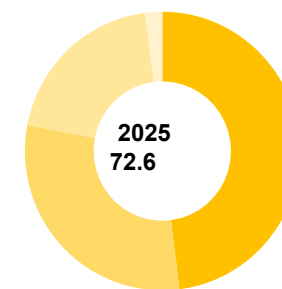
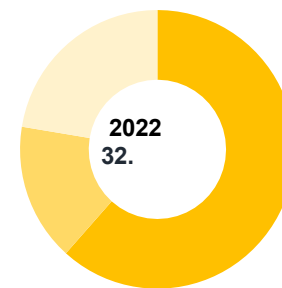
	LCE	g/L)				
Atacama	813	0.14	6.4		SQM	
Hombre Muerto	282	0.05	1.37		Li vent (FMC)	
Sal ar de Uynui	550	0.05	18.6		New Worl d	
Si lver peak	12	0.02	1.43			
Sal ar de Ri ncon	830	0.39	9.29		Admi ral ty	
Cauchari - CLaroz	1800	0.069	8.6			
Sal de Vi da	114	0.072	n/a			
Mari ana	190	0.03	7.6			
Cl aroz	640	n/a	2.4		Orocobre	
	247	0.09	31			
	229	0.02	61			
	891	0.016	1838			
	160	0.1	0.01			
	157	0.022	91			
	33	0.02	65			
	339	0.563	0.7			
		1.211	73.9			

2025E

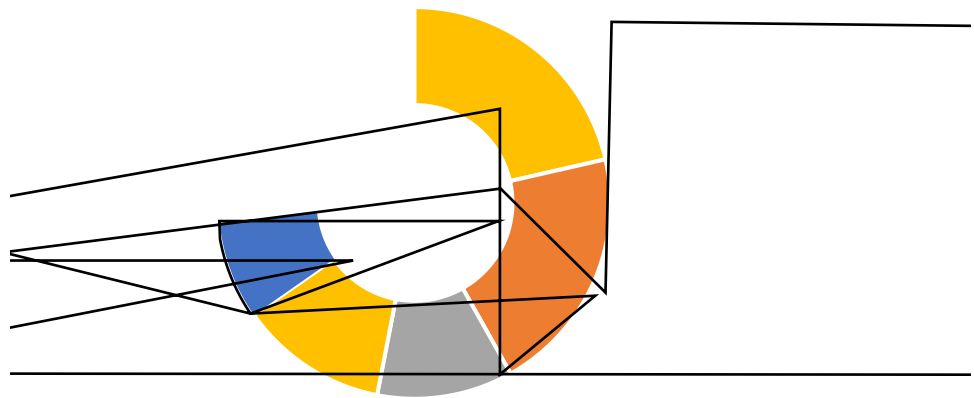


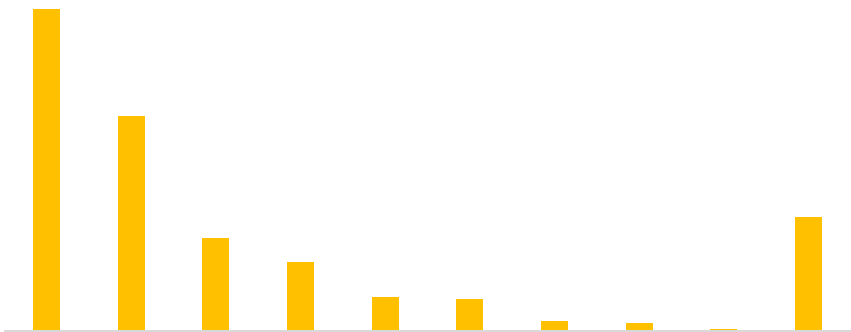
- 2025 72.6 LCE,
-

2025

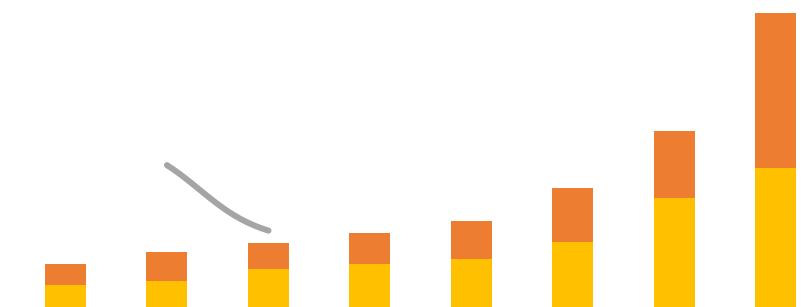


					LCE
					LCE
					LCE
					LCE
		Mari cunga	Mine a Sala Blanc S A		Q
		Feni x Li thi um Mne	Li en		LCE Q
		Cl aroz	Allkem TTC JEMSE		Q
		Sal de los Angel es	Li hi m X		LCE
		Centenario - Raton es	E ame		
		Cauchari - Cl aroz	LAC JEMSE		
		Sal de Vi da	Allkem		
		Ri ncon	Ri Tin		
		Pastos Grandes	LAC		
		Tres Quebradas (30)			LCE
		Hombre Muerto West	Galap		Q
		Sal de Oro	POSCO		
		Kachi	Lake Re ce		Q



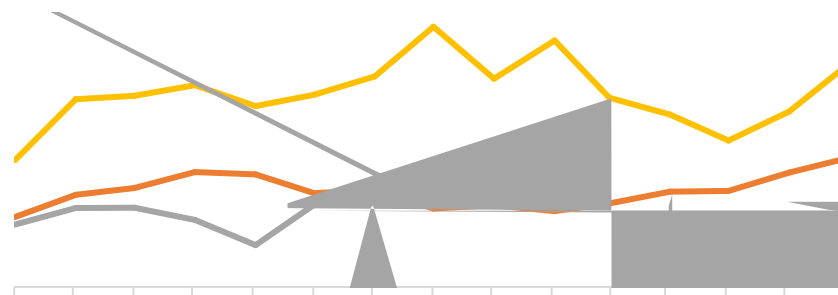


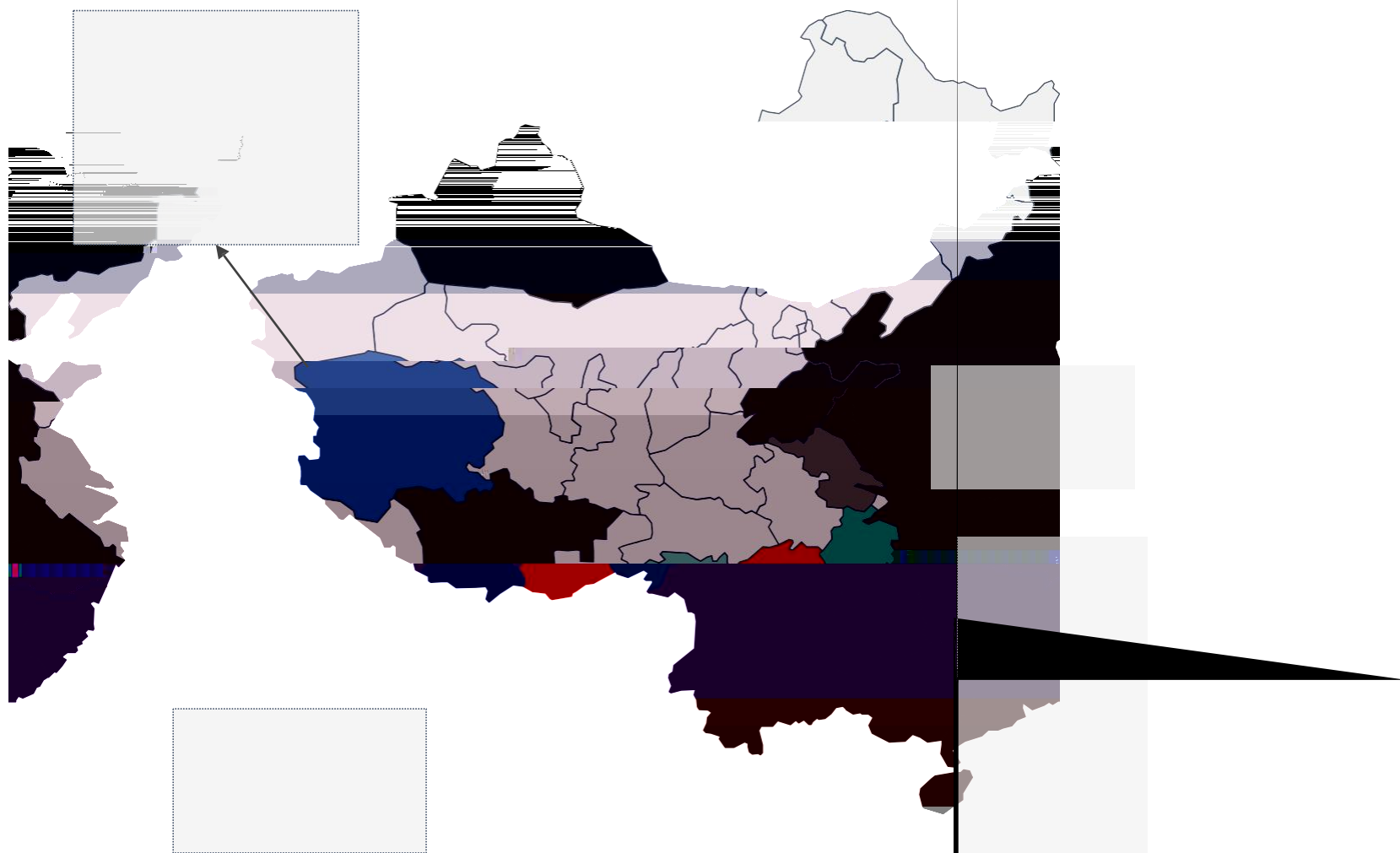
- 2022 86.1 LCE
- 60.6 37.9 62% 22.7 38%





-
- 2022 75%
- 53%
-
-
-
-







" "

" "

[2017] 1

Z0018274

Z0015370
Z0019292

Z0015398
Z0018836

Z0017990